



OHIO'S
COUNTRY JOURNAL

**2007 OHIO
CORN, SOYBEAN
AND FORAGE
PERFORMANCE TRIALS**

THIS SUPPLEMENT TO OHIO'S COUNTRY JOURNAL WAS BROUGHT TO YOU BY:
OHIO STATE UNIVERSITY EXTENSION
OHIO AGRICULTURAL RESEARCH AND DEVELOPMENT CENTER • THE OHIO STATE UNIVERSITY



**The Best Soybean and Wheat Varieties Selected
From Several Genetic Programs for the Highest Yield.**

**Competitive Price, Competitive Yield,
Outstanding Service, All Varieties are inspected
For Purity, and are Quality Assured.**

**Contact an AGI Member today
To purchase a variety produced in your area, and conditioned by a
Company who cares about you**

Contact	Phone	County
Acacia Farms	419-935-5044	Huron
R & D Bixel	419-358-1678	Allen
Case Farms, Inc.	740-363-5883	Delaware
Clever Farms, Inc.	740-893-4191	Licking
Daugherty Farms	740-622-5101	Coshocton
Houck Seed Co.	419-465-4525	Huron
H. W. Martin & Son Co.	740-928-4000	Licking
W. I. Miller & Sons	330-876-6573	Trumbull
Ohigro, Inc.	740-726-2429	Marion
Pond Seed Co.	419-622-6141	Van Wert
R Farm	614-877-4792	Pickaway
Reiterman Seed Farms	740-869-2422	Pickaway
Riker Farm Seed Co.	419-352-0068	Wood
Schwartz Farms	330-637-3388	Trumbull
Steritz Seeds	937-364-2780	Clinton
Steyer Seeds	419-992-4570	Seneca
Utz Seed Farms, Inc.	419-492-2785	Crawford
Leland Walker & Sons Seeds	937-288-2545	Highland
B. F. Walton & Sons Seed Co.	419-927-5222	Wyandot

**Advanced Genetics, Inc., P.O. Box 6, Croton, OH 43013
Web site: advancedgeneticsinc.com**

Ohio's Country Journal Staff

800-686-8299 • 614-273-0465 • Fax 614-273-0463
1625 Bethel Road • Columbus, OH 43220-2071
www.ocj.com • E-mail: ocjstaff@ocj.com

Production Department

Editor KYLE SHARP
EXT. 3036, ageditor@ocj.com

Managing Editor KIM LEMMON
EXT. 3038, ocjstaff@ocj.com

Assistant Editor MATT REESE
EXT. 3039, mreese@ocj.com

**Accounting/
Circulation** SHERYL JOHNSON
EXT. 3044
sjohnson@ocj.com

Marketing Specialists

HEATHER HETTERICK
419-303-4667, heather@ohioagnet.com

LORI LAWRENCE
614-395-9513, llawrence@ocj.com

Published by
AGRICOMMUNICATORS INC.

Publisher BART JOHNSON
EXT. 3045
bjohnson@ocj.com

Ohio's Country Journal is not responsible for more than one incorrect insertion of an advertisement and will rerun in a later edition or cancel charges on the incorrect part of the ad which is in error only. No copy of a questionable nature knowingly will be printed. Also, this publication will not be responsible for any misunderstanding or losses which may develop through its advertisement. We reserve the right to censor or reject and to determine what is questionable or objectionable advertising.

Copyright, 2007, AgriCommunicators Inc., *Ohio's Country Journal*. No part of this publication may be reproduced in any form or by any means, mechanical, photocopying, or otherwise, without the express written permission of AgriCommunicators.

Ohio's Country Journal (ISSN 1082-7854) is published semi-monthly 24 times a year by AgriCommunicators, Inc., 1625 Bethel Rd., Columbus, OH 43220-2071. Periodicals postage paid at Columbus, Ohio, and additional mailing offices. POSTMASTER: Send address changes to *Ohio's Country Journal*, 1625 Bethel Rd., Columbus, OH 43220-2071. Editorial and advertising offices are located at the same address. Annual subscription price is \$14 per year. *Ohio's Country Journal* reserves the right to edit or refuse all material which might be objectionable in content or appearance. No material contained within *Ohio's Country Journal* may be reproduced or used without the prior approval of *Ohio's Country Journal*.

3000 SERIES PLANTERS

3500 TWIN-LINE® PLANTERS
Exclusive in-line transport as narrow as 11' 2". Interplant® Packages or liquid/dry fertilizer. 6 Row N or 8 Row N.
EDGEVAC AVAILABLE

The most accurate and reliable mechanical metering system in the field today!

OR

The leading edge in vacuum seed metering!

EDGEVAC AVAILABLE

www.kinze.com

CALL TODAY!

19161 Kentner Rd.
Botkins, OH 45306
937-693-3848 • 800-646-1091

3600 TWIN-LINE® PLANTERS

10120 W. Versailles Rd.
Covington, OH
937-526-4851 • 800-860-4851

**FROM PLANTING TO HARVEST
...MORE CHOICES**

APPLE FARM SERVICE INC.
AG & CONSTRUCTION EQUIPMENT SPECIALISTS

COVINGTON & BOTKINS, OHIO

KINZE

APPLEFARMSERVICE.COM



Seed Consultants

Family Owned for Family Farming

1-800-708-CORN (2676) • 740-333-8644 • Washington C.H.

E-mail: seedconsultants@seedconsultants.com • Visit our Web site at www.seedconsultants.com

At Seed Consultants, testing is a priority.

Whether it's Third Party Independent Testing such as the OSU Performance Trials or our own testing program

No other Seed Company has a larger more extensive replicated research program in the Eastern Corn Belt.



Seed Consultants, Inc. can offer growers:

- Research for the Eastern Corn Belt
- 70,000+ corn, soybean and wheat yield plots
- Evaluation of genetics at 70+ testing sites
- Selection of genetics, based on your environmental conditions and management practices
- GENETICS FIRST...SCI is genetic driven with access to all trait technologies
- Very diverse germplasm and traits (Offers growers choices; alternative genetic platforms and traits)
- A great alternative for growers searching for an alternative to the multi-nationals
- Strong proprietary corn breeding program; turning out conventional hybrids; positioned to introduce traits
- Solid performance in performed trials (SCI, University and 3rd party testing - Integrated Ag Services)

2007 Seed Consultants, Inc. Testing Locations

2007 Corn Testing Locations

Zone 5

Farmdale, Ohio
Wooster, Ohio
Tecumseh, Michigan

Zone 6

Bellevue, Ohio
Upper Sandusky, Ohio
Tiffin, Ohio

Columbus Grove, Ohio
Remington, Indiana
New Haven, Indiana
Winamac, Indiana
Spencerville, Ohio
Howard, Ohio

Zone 7

Bradford, Ohio
West Liberty, Ohio
Croton, Ohio
Maria Stein, Ohio
So. Charleston, Ohio
Milford Center, Ohio
Lancaster, Ohio
Richwood, Ohio
Washington Court House, Ohio
Camden, Ohio
Ashville, Ohio

Zone 7, continued

Tipton, Indiana
Portland, Indiana
Centerville, Indiana
Crawfordsville, Indiana
Hagerstown, MD.
Clay City, Indiana

Zone 8

Fayetteville, Ohio
Okeana, Ohio
Chillicothe, Ohio
Clarksville, Ohio
Brookville, Indiana
Salem, Indiana
Henderson, Kentucky
Owensburg, Ky.
Blacksburg, Va.
Shenandoah Valley, Va.

Zone 9

Piedmont, N.C.
Fremont, N.C.
Coastal, N.C.
Elizabeth City, N.C.

2007 Soybean Testing Locations

Northern Zone

Bellevue, Ohio
Columbus Grove, Ohio
Wooster, Ohio
Tiffin, Ohio
Tecumseh, Michigan
Remington, Indiana
Winamac, Indiana
New Haven, Indiana
Upper Sandusky, Ohio

Central Zone

Clay City, Indiana
Spencerville, Ohio
Richwood, Ohio
Milford Center, Ohio
Covington, Ohio
West Liberty, Ohio
Centerville, Indiana
Tipton, Indiana
Crawfordsville, Indiana
Portland, Indiana

Southern Zone

Fayetteville, Ohio
Chillicothe, Ohio
Washington Court House, Ohio
Lancaster, Ohio

Southern Zone, continued

Camden, Ohio
Ashville, Ohio
Salem, Indiana
Brookville, Indiana
Henderson, Kentucky
Owensboro, Kentucky
Clear Spring, Md.

2007 Wheat Testing Locations

Washington C.H., Ohio
Covington, Ohio
Union City, Ohio
Chillicothe, Ohio
Woodburn, Indiana
Hopkinsville, Ky.
Gilman, Illinois
Evansville, Indiana
Archbold, Ohio
Tiffin, Ohio
Celina, Ohio
Flora, Illinois
Princeton, Indiana



2007 OHIO CORN PERFORMANCE TEST

R.J. Minyo, Research Associate, Dept. of Horticulture & Crop Science
A.B. Geyer, Research Associate, Dept. of Horticulture & Crop Science
P.R. Thomison, Professor, Dept. of Horticulture & Crop Science
B.L. Bishop, Senior Statistician, Computing & Statistical Services
D.G. Lohnes, Web Developer, Communications & Technology
Ohio State University Extension/Ohio Agricultural Research & Development Center



The purpose of the Ohio Corn Performance Test is to evaluate corn hybrids for yield, grain quality, and other important agronomic characteristics. Results of the test can assist farmers in selecting hybrids best suited to their farming operations and production environments. Corn hybrids differ considerably in yield potential, standability, maturity, and other agronomic characteristics that affect profitable crop production. Hybrid selection should be based on proven performance from multiple test locations and years. The presentation of data does not imply endorsement of any hybrid by The Ohio State University.

EVALUATION PROCEDURES

Seed companies marketing corn hybrids in Ohio were invited to enter hybrids in the test. An entry fee was charged to cover expenses. Companies were permitted to enter an unlimited number of hybrids. Ten sites were available for hybrid evaluation. Testing was available in three regions of Ohio (Southwestern and West Central; Northwestern; North Central and Northeastern). Companies were required to enter a hybrid in three sites within a testing region. Testing was also conducted at Coshocton (east central Ohio) in an area of high gray leaf spot incidence. Evaluation techniques for hybrids at this location were similar to those used in the regional testing program. Each hybrid entry in the regional trials is evaluated using three replications per site in a randomized complete block design. In the regional tests, hybrids were planted either in an early or full season maturity trial based on relative maturity information provided by the companies. In the Southwestern and West Central region, the relative maturity of hybrid entries in the early maturity trial was 110 days or earlier; the relative maturity of hybrid entries in the full season trial was 111 days or later. In the Northwestern and North Central and Northeastern regions, the relative maturity of hybrid entries in the early maturity trial was 108 days or earlier; the relative maturity of hybrid entries in the full season trial was 109 days or later. At Coshocton, four replications were used and hybrids were not evaluated separately by maturity.

Hybrids were planted with a commercial type planter adapted for plot planting. Each plot consisted of four 30-inch rows approximately 25 feet long. Seed corn producers selected a final stand and percent overplant for each hybrid entered. Fertilizer, herbicides and insecticides were applied according to recommended cultural practices for obtaining optimum grain yields. Details concerning the establishment and management of each 2007 test are listed in footnotes below the tables.

MEASUREMENTS AND RECORDS

YIELD. The center two rows of each plot were harvested with a self-propelled two-row picker sheller combine. Yields were reported as bushels of grain per acre (BU/A) at 15.5 percent moisture.

MOISTURE (HARV MST). A grain moisture determination was made from each plot with an electrical conductance moisture meter. Grain moisture was reported as percent grain moisture.

LODGING (STK LDG). The number of broken stalks in each plot was determined just prior to harvest. Only those plants with a stalk broken below the ear were considered stalk lodged. Stalk lodging was reported as a percentage of final plant stand.

FINAL STAND (FINAL STD). Seed corn producers selected a desired planting rate for each hybrid entered. Differences between the planting rate and the final stand may be attributed to seed quality and/or environmental conditions present. Populations were reported in hundreds (100/A) per acre.

EMERGENCE (EMG). An emergence count was made on each plot after plant emergence. The emergence percentage was computed based on the number of plants and the number of kernels planted, and was reported as a percentage of the kernels planted.

MID SILK (SILK). The mid silk date is the Julian day of the year in which 50% of the plants show silks at one site in a region.

TEST WEIGHT (TW). Test weights were recorded in pounds per bushel on grain samples at field moisture. The results are an average of all three sites in the regional tests.

PROTEIN - OIL - STARCH (PROT-OIL-STARCH). An analysis for crude protein, oil, and starch was performed on dried samples by the OSU Grain Quality Laboratory using a near-infrared transmittance whole grain analyzer with a SystemOne program calibration. Results are reported as percent protein, oil, and starch content at 15.0 percent grain moisture.

LSD 0.05 - Least Significant Differences at probability level 0.05 (LSD 0.05) are reported for yield and other agronomic characteristics. Differences between hybrids are significant only if they are equal to or greater than the LSD value. If a given hybrid out yields another hybrid by as much or more than the LSD value, then we are 95% confident (i.e. the odds are 19:1) that the yield difference is real, with only a 5% probability that the difference is due to chance variation (such as soil variation, etc.). For example, if Hybrid X is 19 Bu/A higher in yield than Hybrid Y, then this difference is statistically significant if the LSD is 19 Bu/A or less. If the LSD is 20 Bu/A or greater, then we are less confident that Hybrid X really is higher yielding than Hybrid Y under conditions of the test. If 'NS' is indicated for a characteristic, then the differences among hybrid entries are not significant at the 5% probability level.

2007 GROWING CONDITIONS

Environmental conditions varied greatly across Ohio during the 2007 growing season, especially with regard to the amount and distribution of precipitation. Temperatures were above normal and rainfall below normal at planting. These warm, dry conditions promoted crop establishment and root development. Warm, dry weather persisted through maturity at the test locations near S. Charleston and Washington CH in SW Ohio. However, drought stress damage was averted by timely rains. Rainfall deficits at the other test sites were alleviated by above average rainfall in August. Rainfall accumulation was 7 to 8 inches above normal at NW test sites and 1 to 2 inches above normal at NE sites. Hot, dry conditions in September and October resulted in rapid grain drydown and unusually low grain moisture at harvest at several locations. Despite periods of drought stress, stalk quality was excellent and stalk lodging negligible across locations. Disease and insect pests were not significant factors at test sites.

RESULTS

Results of the 2007 testing program are presented in Tables 1 to 11. The seed source and table location for hybrids tested in 2007 are shown in Table 12. The transgenic herbicide and insect resistant events, and insecticide and fungicide seed treatments associated with each hybrid entry are indicated in Table 12. In the tables for the regional trials, yields and other agronomic performance characteristics have been averaged across the individual tests and shown under the SUMMARY heading. Hybrids are listed in increasing order of summary grain moisture content at harvest in the regional trials.

Confidence in test results increases with the number of years and the number of locations in which the hybrid was tested. Data from a single test site should be avoided, especially if the site was characterized by abnormal growing conditions. Look for consistency in a hybrid's performance across a range of environmental conditions. Grain moisture percentage at harvest can provide a basis for comparing hybrid maturity, especially when grain moisture levels average above 20% at a test site. Yield, standability, test weight, and other comparisons should be made between hybrids of similar maturity to determine those best adapted to your farm. Since environmental conditions affect grain composition, the values reported for protein, oil, and starch should be used for comparison purposes and not as absolute values for feeding.

Results of the crop performance trials for 2007 and previous years are available online at: <http://www.ag.ohio-state.edu/~perf/> and <http://agcrops.osu.edu/>.

All educational programs conducted by Ohio State University Extension are available to clientele on a nondiscriminatory basis without regard to race, color, creed, religion, sexual orientation, national origin, gender, age, disability or Vietnam-era veteran status.

Keith L. Smith, Associate Vice President for Ag. Adm. and Director, OSU Extension.

TDD No. 800-589-8292 (Ohio only) or 614-292-1868

Acknowledgments: We thank our farmer cooperators for their contributions to the 2007 corn hybrid testing program. We are grateful for the assistance provided by Clarence Renk and Joe Davlin, OARDC Western Agricultural Research Station, Lynn Ault, OARDC Wooster, Matt Davis, OARDC Northwest Agricultural Research Station, Jim Rich, FFA/Riverview High School, Gary Prill and Andy Kleinschmidt, OSU-Van Wert Co. Extension, Adam Shepard, HCS graduate associate, Steve Prochaska, OSU-Crawford Co. Extension. We thank Tim Bowman in Communications and Technology for his assistance in preparing the test results for publication.



TABLE 1E. Performance of hybrids in the early maturity trial. SOUTHWESTERN AND WEST CENTRAL Ohio, 2007.

BRAND	HYBRID	SOUTH CHARLESTON					WASHINGTON COURT HOUSE					GREENVILLE					SUMMARY					CHARACTERISTICS														
		HARV STK FINAL					HARV STK FINAL					HARV STK FINAL					HARV STK FINAL					HARV STK FINAL					HARV STK FINAL									
		YIELD	MST	LDG	STD	EMG	YIELD	MST	LDG	STD	EMG	YIELD	MST	LDG	STD	EMG	YIELD	MST	LDG	STD	EMG	YIELD	MST	LDG	STD	EMG	YIELD	MST	LDG	STD	EMG	TW	SILK	PROT	OIL	STARCH
BU/A	%	%	%	%	BU/A	%	%	%	%	BU/A	%	%	%	%	BU/A	%	%	%	%	%	BU/A	%	%	%	%	BU/A	%	%	%	%	LBS	DAY	%	%	%	
PIONEER	36V75	234.5	15.5	0	336	95	213.1	14.8	0	300	93	226.1	17.9	0	305	95	224.5	16.1	0	314	94	224.5	16.1	0	314	94	224.5	16.1	0	314	94	57.2	190	8.5	3.3	60.5
DEKALB	DKC57-47	236.0	16.0	0	297	93	223.4	15.7	0	289	92	202.1	18.0	2	306	95	220.5	16.6	1	297	94	220.5	16.6	1	297	94	220.5	16.6	1	297	94	60.4	192	8.3	4.0	61.1
CROWS	4223T	215.8	15.5	0	306	96	222.2	15.3	0	294	92	194.6	19.0	0	271	85	210.9	16.6	0	290	91	210.9	16.6	0	290	91	210.9	16.6	0	290	91	58.6	188	7.6	3.5	61.8
CAMPBELL SEED	X671-76VT	239.9	15.7	0	300	95	241.3	15.4	4	297	93	221.4	19.3	0	288	90	234.2	16.8	1	295	93	234.2	16.8	1	295	93	234.2	16.8	1	295	93	57.0	180	8.3	3.5	59.7
MYCOGEN SEEDS	2D675	220.2	15.9	0	318	97	212.2	15.0	0	316	98	187.9	19.6	0	323	95	206.8	16.8	0	319	96	206.8	16.8	0	319	96	206.8	16.8	0	319	96	57.2	188	8.1	4.1	59.3
CAMPBELL SEED	66-93R2	234.0	16.0	0	324	95	211.7	15.7	2	313	95	203.6	19.0	0	277	85	216.5	16.9	1	304	92	216.5	16.9	1	304	92	216.5	16.9	1	304	92	58.3	190	7.9	3.5	60.2
CAMPBELL SEED	631-76VT3	226.5	16.1	0	300	92	213.7	15.5	0	290	93	199.7	19.3	0	276	90	213.3	17.0	0	289	92	213.3	17.0	0	289	92	213.3	17.0	0	289	92	59.8	187	8.5	3.7	60.8
RUPP	XR 8045	219.3	16.0	0	300	99	200.9	15.6	2	290	96	200.6	19.3	0	273	92	206.9	17.0	1	288	96	206.9	17.0	1	288	96	206.9	17.0	1	288	96	59.5	188	8.5	3.7	60.2
EBBERTS	E2808RCBRW	253.8	16.0	0	330	100	243.6	15.6	0	311	97	217.5	19.9	0	311	92	238.3	17.1	0	318	96	238.3	17.1	0	318	96	238.3	17.1	0	318	96	58.5	191	8.6	4.1	60.2
SEED CONSULTANTS	SC 10MT97	228.3	16.8	0	299	93	225.2	16.0	0	288	91	205.6	18.6	0	293	92	219.7	17.1	0	293	92	219.7	17.1	0	293	92	219.7	17.1	0	293	92	58.7	190	7.8	3.5	60.0
MIDWEST SEED GENETICS	76864 VTRR2	241.6	15.7	0	332	98	226.0	15.6	0	302	89	223.1	20.3	0	340	95	230.2	17.2	0	325	94	230.2	17.2	0	325	94	230.2	17.2	0	325	94	56.8	190	8.1	3.7	59.4
SELECT SEED HYBRIDS	358 RR2/YGPL	239.5	16.2	0	325	97	226.9	15.6	0	316	97	204.3	19.9	0	299	92	223.6	17.2	0	313	96	223.6	17.2	0	313	96	223.6	17.2	0	313	96	58.4	189	7.8	3.3	60.2
GRIES SEED FARM	YP 8610R	239.2	16.4	0	294	96	232.1	15.8	1	290	94	232.2	19.5	0	288	93	234.5	17.3	0	291	94	234.5	17.3	0	291	94	234.5	17.3	0	291	94	59.0	188	8.2	3.6	60.4
MIDWEST SEED GENETICS	76802 B	243.8	16.1	0	308	95	233.6	15.4	0	310	94	213.4	20.6	0	304	94	230.2	17.3	0	307	95	230.2	17.3	0	307	95	230.2	17.3	0	307	95	59.3	188	8.6	3.3	59.5
BIRD HYBRIDS	B64R	231.4	16.9	0	324	98	209.2	15.9	3	302	94	205.4	19.3	0	311	95	215.4	17.3	1	312	96	215.4	17.3	1	312	96	215.4	17.3	1	312	96	58.7	191	8.0	3.5	59.2
BIO GENE SEEDS	BG 80V08	247.9	16.1	0	316	95	237.1	15.6	1	304	92	211.6	20.3	0	300	90	232.2	17.4	0	307	92	232.2	17.4	0	307	92	232.2	17.4	0	307	92	59.1	191	8.4	3.8	61.0
STEYER	1095 RRYGPL	238.8	16.5	0	320	96	220.5	15.6	0	289	90	214.3	20.1	0	292	89	224.5	17.4	0	300	92	224.5	17.4	0	300	92	224.5	17.4	0	300	92	58.3	191	8.0	3.5	60.1
EBBERTS	E2708WCB	238.9	16.8	0	315	98	214.0	15.8	0	284	90	218.9	20.2	0	287	90	223.9	17.6	0	295	92	223.9	17.6	0	295	92	223.9	17.6	0	295	92	58.3	190	7.9	3.5	58.3
HUBNER SEED	H 5466 VPR	252.6	16.2	0	311	95	234.4	16.2	0	310	97	221.2	20.5	0	287	93	236.1	17.6	0	303	95	236.1	17.6	0	303	95	236.1	17.6	0	303	95	58.8	191	8.2	3.9	60.2
EBBERTS	E2708RCBRW	233.9	16.7	0	324	97	216.5	15.7	0	314	96	210.0	20.5	0	323	97	229.0	17.6	0	320	97	229.0	17.6	0	320	97	229.0	17.6	0	320	97	58.0	190	7.7	3.6	59.4
BIO GENE SEEDS	BG 79V08	227.0	17.0	0	290	98	215.3	15.5	0	266	92	207.1	20.4	0	280	94	216.5	17.6	0	279	94	216.5	17.6	0	279	94	216.5	17.6	0	279	94	58.2	188	8.1	3.6	60.0
STEWART SEEDS	78631	241.6	16.6	0	299	91	221.1	15.8	0	269	85	208.9	20.6	0	274	84	223.9	17.7	0	281	87	223.9	17.7	0	281	87	223.9	17.7	0	281	87	59.4	188	8.0	3.3	59.3
RUPP	XR 8715	253.9	16.0	0	315	98	215.0	15.8	1	287	90	232.6	21.4	0	293	94	233.8	17.7	0	298	94	233.8	17.7	0	298	94	233.8	17.7	0	298	94	58.3	192	8.4	3.8	60.4
SEED CONSULTANTS	SC 10BL96	239.1	15.8	0	329	97	218.5	15.8	2	302	96	208.3	21.6	0	311	98	222.0	17.7	1	314	97	222.0	17.7	1	314	97	222.0	17.7	1	314	97	57.7	192	8.2	3.5	60.8
SEED CONSULTANTS	SC 11BL07	253.0	16.8	0	324	99	220.6	15.5	0	287	90	215.8	20.8	0	277	90	229.8	17.7	0	296	93	229.8	17.7	0	296	93	229.8	17.7	0	296	93	56.7	188	7.6	3.5	59.3
DEKALB	RX674RR2	240.6	16.1	0	334	96	221.1	15.5	1	305	94	207.4	21.6	1	335	95	223.0	17.7	1	325	95	223.0	17.7	1	325	95	223.0	17.7	1	325	95	58.6	189	7.8	3.4	60.1
RUPP	XR 8285	229.3	16.6	0	299	96	225.5	15.5	0	297	96	203.1	21.1	0	285	95	219.3	17.7	0	294	95	219.3	17.7	0	294	95	219.3	17.7	0	294	95	57.5	190	7.8	3.4	60.2
HUBNER SEED	H 3345	230.2	16.9	0	326	97	215.2	15.9	0	278	92	199.1	20.5	0	281	91	214.8	17.8	0	295	93	214.8	17.8	0	295	93	214.8	17.8	0	295	93	57.6	193	8.1	3.7	59.2
LG SEEDS	LG 2552VT3	257.3	17.4	0	319	98	247.5	15.9	1	304	95	222.5	20.2	0	314	95	242.4	17.8	0	312	96	242.4	17.8	0	312	96	242.4	17.8	0	312	96	56.1	189	7.7	3.8	57.7
ICORN	110.RWBR5	234.5	16.9	0	304	94	225.3	15.9	3	291	93	220.1	20.8	0	282	88	226.6	17.8	1	292	91	226.6	17.8	1	292	91	226.6	17.8	1	292	91	58.0	190	7.7	3.4	59.9
BIRD HYBRIDS	B76	219.4	17.1	0	318	99	206.3	15.7	0	313	96	206.9	20.9	2	308	95	210.9	17.9	1	313	97	210.9	17.9	1	313	97	210.9	17.9	1	313	97	59.9	193	8.7	4.0	59.2
STEYER	1105 LLYGCB	232.2	16.5	0	289	93	233.2	16.2	0	278	87	190.6	21.2	0	258	81	218.7	18.0	0	275	87	218.7	18.0	0	275	87	218.7	18.0	0	275	87	57.6	191	8.3	3.6	59.1
PIONEER	35H42	228.9	17.2	0	342	96	229.1	16.0	0	334	96	212.1	20.6	0	351	99	223.4	18.0	0	342	97	223.4	18.0	0	342	97	223.4	18.0	0	342	97	62.2	193	8.2	3.2	61.9
CROWS	4846T	242.4	16.7	0	337	96	224.0	15.9	2	316	96	219.0	21.3	0	31																					

TABLE 1L. Performance of hybrids in the full season trial. SOUTHWESTERN AND WEST CENTRAL Ohio, 2007.

BRAND	HYBRID	SOUTH CHARLESTON					WASHINGTON COURT HOUSE					GREENVILLE					SUMMARY					CHARACTERISTICS				
		HARV STK		FINAL		EMG	HARV STK		FINAL		EMG	HARV STK		FINAL		EMG	HARV STK		FINAL		EMG	TJW	SILK	PROT OIL	STARCH	
		YIELD	MST	LDG	STD		100/A	YIELD	MST	LDG		STD	100/A	YIELD	MST		LDG	STD	100/A	YIELD						MST
CAMPBELL SEED	69-36V/T3	228.2	16.1	0	306	97	235.8	15.7	0	306	98	221.6	20.1	0	304	94	228.5	17.3	0	304	97	58.2	189	7.4	3.4	60.8
DEKALB	DKC61-22	241.5	15.8	0	331	100	213.4	15.5	0	309	95	225.9	20.7	0	305	96	226.9	17.3	0	315	97	58.8	190	7.8	3.8	61.6
STEWART SEEDS	8T339	229.0	16.0	0	321	98	241.3	16.0	0	309	98	240.1	20.2	0	311	96	236.8	17.4	0	314	97	58.1	189	7.6	3.4	59.4
DEKALB	DKC61-66	241.6	16.3	0	292	93	234.6	15.6	0	282	93	236.8	21.3	0	311	97	238.1	17.5	0	312	96	59.0	188	8.1	3.5	59.5
ICORN	112.VT3	223.8	15.6	0	314	95	247.6	15.9	0	314	96	236.8	21.3	0	311	97	236.1	17.6	0	313	96	57.6	191	7.9	3.6	60.8
PORTER HYBRIDS	4411	232.5	15.8	0	332	97	232.8	15.4	0	321	98	220.6	21.9	0	309	95	228.7	17.7	0	321	97	57.7	192	8.1	3.7	60.6
DYNA-GRO	57V44	216.8	16.8	0	306	98	233.8	16.1	1	304	97	219.6	20.2	0	318	97	223.4	17.7	0	309	97	57.5	192	7.4	3.6	59.7
DEKALB	DKC63-42	242.1	16.2	0	323	97	252.4	15.2	0	313	97	227.2	21.8	0	305	94	240.6	17.7	0	313	96	57.9	189	8.6	3.7	58.7
STEWART SEEDS	8P757	232.6	16.3	0	299	96	230.0	16.8	0	302	96	231.4	20.2	0	303	97	231.3	17.8	0	301	96	58.7	190	7.9	3.5	58.9
CAMPBELL SEED	681-73	234.9	16.6	0	303	96	232.8	16.6	0	299	98	225.0	20.1	0	308	98	230.9	17.8	0	303	97	58.8	190	7.6	3.4	59.6
ICORN	112.VT1	221.3	16.9	0	327	99	214.1	15.9	0	315	97	197.7	20.7	0	318	98	211.1	17.9	0	320	98	59.9	191	7.8	3.6	60.1
SELECT SEED HYBRIDS	510.VT/RR2/RW	221.8	16.5	0	304	93	222.4	16.3	0	295	92	225.8	21.1	0	279	90	223.3	18.0	0	283	91	59.6	192	7.6	3.6	60.1
BIO GENE SEEDS	BG 81V08	189.4	16.9	0	310	95	213.8	16.3	0	305	96	209.1	20.9	0	318	89	204.1	18.0	0	311	94	59.7	192	8.0	3.8	60.2
BIO GENE SEEDS	BG 82R08	229.9	16.9	0	314	97	229.0	16.2	0	309	93	223.7	21.3	0	313	94	224.5	18.1	0	312	95	59.8	190	7.8	3.6	60.2
GARST	84S2CBLL	225.6	17.1	0	319	97	216.7	15.2	0	318	97	230.2	22.1	0	313	94	224.2	18.1	0	316	96	56.6	192	7.5	3.5	59.3
SEED CONSULTANTS	SC 11VTT28	212.7	17.1	0	305	94	215.2	16.1	0	288	90	215.4	21.3	0	293	93	214.4	18.2	0	295	92	59.9	192	7.6	3.6	60.5
CAMPBELL SEED	X682-71	235.5	16.5	0	303	96	228.1	15.9	0	285	94	193.4	22.0	0	282	90	219.0	18.2	0	290	94	58.7	189	8.2	3.5	59.4
SEED CONSULTANTS	SC 11VTT16	226.6	16.8	0	324	95	225.3	15.5	0	295	93	220.6	22.2	0	308	97	224.1	18.2	0	290	95	56.4	193	8.2	3.3	58.0
DYNA-GRO	57X23	224.3	17.8	0	295	96	207.9	16.2	0	290	96	203.2	20.6	0	304	94	211.8	18.2	0	297	95	60.0	193	8.5	3.8	59.2
GARST	83S3CBLL	226.3	16.8	0	309	99	235.5	16.8	0	302	98	230.0	21.1	0	285	93	230.6	18.2	0	299	97	56.9	191	7.1	3.2	59.9
MYCOGEN SEEDS	2M748	215.1	16.9	0	289	95	214.8	16.5	0	306	99	193.4	21.3	0	277	90	207.7	18.2	0	291	95	57.6	192	8.4	3.8	59.1
PFISTER	2775RVRR	235.8	17.2	0	315	96	218.1	16.4	1	306	94	221.2	21.2	0	285	89	225.0	18.3	0	302	93	59.7	192	7.9	3.7	59.9
SEED CONSULTANTS	SC 11VTT16	214.8	17.1	0	300	97	205.0	16.5	0	305	98	198.6	21.3	0	300	96	206.1	18.3	0	311	97	59.0	191	7.9	3.7	59.8
DEKALB	DKC62-99	225.4	16.7	0	323	96	222.4	16.4	0	306	94	202.9	21.7	0	304	96	216.9	18.3	0	302	95	59.5	188	7.6	3.6	60.1
MYCOGEN SEEDS	2K718	211.8	17.0	0	308	98	204.8	16.2	0	289	93	203.7	21.8	0	300	91	206.8	18.3	0	299	94	57.2	193	8.2	3.3	59.2
DEKALB	DKC64-23	247.2	17.4	0	318	98	228.2	16.5	0	305	98	202.8	21.1	1	294	90	224.5	18.3	0	302	95	59.8	189	8.0	3.9	59.4
DEKALB	RX715VT3	247.2	17.3	0	316	96	235.7	16.6	0	309	95	228.1	21.1	0	311	98	237.0	18.4	0	312	96	58.4	190	8.3	3.7	58.2
DEKALB	DKC63-74	229.8	16.9	0	300	94	218.9	16.3	0	303	98	218.2	21.9	0	292	93	222.3	18.4	0	298	95	59.9	190	8.4	3.8	59.5
SELECT SEED HYBRIDS	391.VT3	228.3	17.3	0	318	98	214.6	16.5	1	294	93	208.9	21.3	0	278	90	217.3	18.4	0	297	94	58.2	192	7.9	3.8	58.9
BIO GENE SEEDS	BG 82V08	226.1	17.4	0	303	94	217.9	16.2	1	299	93	210.0	21.5	0	306	94	218.0	18.4	0	303	94	57.7	191	7.4	3.5	59.6
PIONEER	34P94	217.1	16.1	0	306	100	215.0	16.8	0	313	99	220.6	22.3	0	313	95	217.6	18.4	0	311	98	57.2	193	8.0	3.6	59.1
FIELDERS CHOICE	NG 6780	213.5	17.5	0	308	97	225.4	16.1	0	306	98	212.5	21.6	0	311	94	217.2	18.4	0	309	96	58.6	190	8.5	4.0	58.2
MIDWEST SEED GENETICS	80134.T	233.0	17.6	0	319	96	227.9	16.3	0	309	95	211.8	21.4	0	305	92	224.2	18.4	0	311	95	59.0	191	7.9	3.7	57.9
EBBERTS	E2711CB	232.2	16.8	0	309	94	203.4	15.7	0	264	84	204.7	22.9	0	272	84	213.4	18.5	0	282	88	55.8	190	7.4	3.5	58.9
ICORN	110.RWBR7	219.1	17.3	0	294	92	238.2	16.8	0	298	93	223.8	21.7	0	284	90	227.0	18.6	0	292	92	58.6	190	8.4	3.8	59.0
ICORN	111.VT9	238.6	17.4	0	318	97	216.9	16.8	0	311	97	200.4	21.6	0	306	94	218.6	18.6	0	312	96	59.3	191	8.2	4.0	58.9
CROWS	4984T	214.0	18.0	0	314	94	203.8	16.9	0	316	98	215.4	20.8	0	314	94	211.1	18.6	0	315	95	60.4	191	8.4	3.8	58.7
LG SEEDS	LG 2614BRR	236.9	18.1	0	357	98	218.8	16.3	0	321	88	218.8	21.5	0	330	93	224.8	18.6	0	336	93	59.2	191	7.7	3.6	58.7
BECK	57Z2HXT	204.1	17.1	1	321	96	217.8	16.5	0	313	94	222.5	22.3	0	327	97	214.8	18.6	0	321	96	56.8	190	7.2	3.7	57.8
GARST	8488IT	234.4	17.9	0	324	96	223.4	16.2	0	323	94	221.9	21.8	0	319	95	223.2	18.6	0	321	96	58.8	190	7.3	3.3	59.6
MIDWEST SEED GENETICS	78134.T	214.2	17.8	0	320	96	207.7	16.8	0	321	97	206.2	21.7	0	313	96	209.4	18.8	0	318	96	59.9	192	8.2	3.8	58.7
SEED CONSULTANTS	SC 11HR17	231.9	17.5	0	334	97	217.7	16.5	0	321	97	194.6	22.4	0	326	94	214.7	18.8	0	327	96	57.4	192	7.9	3.7	60.1
STEWART SEEDS	8T266	243.9	17.4	0	325	96	213.0	17.4	0	299	95	202.5	21.5	0	313	92	219.8	18.8	0	312	94	59.7	192	8.2	3.8	58.9
EBBERTS	E2811HRWCB	214.9	17.7	0	329	97	189.9	17.1	0	293	90	191.0	21.7	0	295	89	198.6	18.8	0	306	92	59.2	192	8.4	4.1	58.9
FIELDERS CHOICE	NG 6793	228.9	17.7	0	325	98	218.1	16.4	0	314	97	205.8	22.5	0	304	95	217.6	18.8	0	314	97	59.2	192	7.4	3.8	59.4
BIRD HYBRIDS	882HLL	219.8	17.7	0	318	96	233.6	17.5	0	303	90	200.4	21.4	0	321	96	214.6	18.8	0	314	94	58.0	192	7.6	3.9	59.4
PIONEER	33T59																									

TABLE 2. Two year hybrid performance in SOUTHWESTERN AND WEST CENTRAL Ohio, 2006-2007.

BRAND	HYBRID	SOUTH CHARLESTON						WASHINGTON COURT HOUSE						SUMMARY						CHARACTERISTICS																
		HARV STK FINAL			HARV STK FINAL			HARV STK FINAL			HARV STK FINAL			HARV STK FINAL			HARV STK FINAL			HARV STK FINAL			HARV STK FINAL			HARV STK FINAL										
		YIELD	MST	LDG	STD	EMG	EMG	YIELD	MST	LDG	STD	EMG	EMG	YIELD	MST	LDG	STD	EMG	EMG	YIELD	MST	LDG	STD	EMG	EMG	YIELD	MST	LDG	STD	EMG	EMG	TW	SILK	PROT	OIL	STARCH
BU/A	%	%	100/A	%	%	BU/A	%	%	100/A	%	%	BU/A	%	%	100/A	%	%	BU/A	%	%	100/A	%	%	BU/A	%	%	100/A	%	%	LBS	DAY	%	%	%		
DEKALB	DKC61-22	224.8	17.4	3	327	98	223.8	15.1	7	314	97	224.3	16.2	5	320	98	223.8	15.1	7	314	97	224.3	16.2	5	320	98	223.8	15.1	7	314	97	58.7	193	9.0	4.0	61.6
GARST	8452CBLL	215.0	18.3	0	290	95	222.1	15.7	7	303	97	218.5	17.0	4	296	96	218.5	17.0	4	296	96	218.5	17.0	4	296	96	218.5	17.0	4	296	96	57.5	194	8.2	3.6	60.9
BIRD HYBRIDS	B76	202.5	18.2	0	307	98	215.4	15.9	12	303	97	209.0	17.0	6	305	98	209.0	17.0	6	305	98	209.0	17.0	6	305	98	209.0	17.0	6	305	98	60.0	195	9.7	4.0	59.5
RUPP	XR 8045	210.7	17.7	3	285	96	193.2	16.6	47	285	97	202.0	17.2	25	285	96	193.2	16.6	47	285	97	202.0	17.2	25	285	96	193.2	16.6	47	285	97	59.0	191	9.4	3.7	60.5
DEKALB	DKC63-74	205.8	18.2	1	298	94	227.6	16.3	10	306	98	216.7	17.2	5	302	96	216.7	17.2	5	302	96	216.7	17.2	5	302	96	216.7	17.2	5	302	96	60.8	193	9.4	4.0	60.0
SEED CONSULTANTS	SC 10MT87	238.5	17.9	1	290	95	234.0	16.6	10	288	92	236.2	17.2	6	289	94	236.2	17.2	6	289	94	236.2	17.2	6	289	94	236.2	17.2	6	289	94	59.0	194	9.3	4.0	60.1
DEKALB	RX674RR2	236.1	18.1	1	314	93	225.4	16.6	7	307	95	230.8	17.3	4	310	94	230.8	17.3	4	310	94	230.8	17.3	4	310	94	230.8	17.3	4	310	94	58.4	192	8.6	3.7	60.3
SEED CONSULTANTS	SC 10BL96	205.7	17.9	0	297	93	224.7	16.8	5	287	94	215.2	17.3	2	292	94	215.2	17.3	2	292	94	215.2	17.3	2	292	94	215.2	17.3	2	292	94	57.5	194	9.2	3.6	60.9
EBBERTS	E2708RWCB	226.4	18.1	1	289	95	212.4	16.7	18	274	91	219.4	17.4	10	281	93	219.4	17.4	10	281	93	219.4	17.4	10	281	93	219.4	17.4	10	281	93	58.1	192	8.4	3.7	60.1
GARST	8488IT	217.7	18.9	1	305	94	228.4	15.9	7	310	97	223.0	17.4	4	307	95	223.0	17.4	4	307	95	223.0	17.4	4	307	95	223.0	17.4	4	307	95	57.7	194	8.2	3.6	60.9
BIRD HYBRIDS	B66A	221.8	18.2	5	336	96	206.1	16.7	8	321	95	213.9	17.4	7	328	96	213.9	17.4	7	328	96	213.9	17.4	7	328	96	213.9	17.4	7	328	96	56.5	195	8.7	4.0	61.1
BIRD HYBRIDS	B64R	225.2	17.7	0	309	96	180.9	17.2	50	298	96	203.1	17.4	25	304	96	203.1	17.4	25	304	96	203.1	17.4	25	304	96	203.1	17.4	25	304	96	57.9	193	8.8	3.7	60.1
DEKALB	DKC64-23	223.3	18.8	0	306	95	222.9	16.3	3	309	98	223.1	17.5	1	308	97	223.1	17.5	1	308	97	223.1	17.5	1	308	97	223.1	17.5	1	308	97	59.0	191	8.9	4.0	60.5
BIRD HYBRIDS	B64G	235.8	18.9	3	277	91	223.4	16.5	11	255	90	229.6	17.7	7	266	90	229.6	17.7	7	266	90	229.6	17.7	7	266	90	229.6	17.7	7	266	90	56.5	196	8.4	3.8	59.4
GARST	8350YG1	221.3	19.4	0	292	93	230.7	17.0	9	316	97	226.0	18.2	4	304	95	226.0	18.2	4	304	95	226.0	18.2	4	304	95	226.0	18.2	4	304	95	58.9	195	8.1	3.6	61.2
PORTER HYBRIDS	5515	213.0	20.3	0	284	90	227.7	16.9	12	280	92	220.4	18.6	6	282	91	220.4	18.6	6	282	91	220.4	18.6	6	282	91	220.4	18.6	6	282	91	58.0	194	8.7	3.6	58.9
SEED CONSULTANTS	SC 1156	201.2	20.0	1	289	91	222.5	17.8	6	282	93	211.9	18.9	3	285	92	211.9	18.9	3	285	92	211.9	18.9	3	285	92	211.9	18.9	3	285	92	60.2	198	8.4	3.7	59.9
HIGH		238.5	20.3	5	336	98	234.0	17.8	50	321	98	236.2	18.9	25	328	98	236.2	18.9	25	328	98	236.2	18.9	25	328	98	236.2	18.9	25	328	98	60.8	198	9.7	4.0	61.6
AVERAGE		219.1	18.5	1	300	94	218.9	16.5	13	296	95	219.0	17.5	7	298	95	219.0	17.5	7	298	95	219.0	17.5	7	298	95	219.0	17.5	7	298	95	58.5	194	8.8	3.8	60.3
LOW		201.2	17.4	0	277	90	180.9	15.1	3	255	90	202.0	16.2	1	266	90	202.0	16.2	1	266	90	202.0	16.2	1	266	90	202.0	16.2	1	266	90	56.5	191	8.1	3.6	58.9

TABLE 3. Three year hybrid performance in SOUTHWESTERN AND WEST CENTRAL Ohio, 2005-2007.

BRAND	HYBRID	SOUTH CHARLESTON						WASHINGTON C.H.						SUMMARY						CHARACTERISTICS																
		HARV STK FINAL			HARV STK FINAL			HARV STK FINAL			HARV STK FINAL			HARV STK FINAL			HARV STK FINAL			HARV STK FINAL			HARV STK FINAL			HARV STK FINAL			HARV STK FINAL							
		YIELD	MST	LDG	STD	EMG	EMG	YIELD	MST	LDG	STD	EMG	EMG	YIELD	MST	LDG	STD	EMG	EMG	YIELD	MST	LDG	STD	EMG	EMG	YIELD	MST	LDG	STD	EMG	EMG	TW	SILK	PROT	OIL	STARCH
BU/A	%	%	100/A	%	%	BU/A	%	%	100/A	%	%	BU/A	%	%	100/A	%	%	BU/A	%	%	100/A	%	%	BU/A	%	%	100/A	%	%	LBS	DAY	%	%	%		
BIRD HYBRIDS	B64R	208.7	18.2	23	311	97	176.9	17.3	42	293	94	192.8	17.8	32	302	96	192.8	17.8	32	302	96	192.8	17.8	32	302	96	192.8	17.8	32	302	96	57.9	194	8.6	3.7	61.0
GARST	8488IT	200.4	18.8	1	297	94	212.5	16.8	12	300	95	206.4	17.8	7	298	95	206.4	17.8	7	298	95	206.4	17.8	7	298	95	206.4	17.8	7	298	95	57.9	194	8.3	3.7	62.1
BIRD HYBRIDS	B66A	208.8	18.6	10	344	97	191.5	17.2	13	325	95	200.1	17.9	11	334	96	200.1	17.9	11	334	96	200.1	17.9	11	334	96	200.1	17.9	11	334	96	56.7	196	8.5	4.0	61.7
PORTER HYBRIDS	5515	191.5	19.4	22	300	92	210.5	17.4	18	284	91	201.0	18.4	20	292	92	201.0	18.4	20	292	92	201.0	18.4	20	292	92	201.0	18.4	20	292	92	57.8	195	8.4	3.8	60.7
GARST	8350YG1	208.1	19.7	3	297	95	213.8	17.5	7	310	97	211.0	18.6	5	303	96	211.0	18.6	5	303	96	211.0	18.6	5	303	96	211.0	18.6	5	303	96	58.8	196	8.1	3.6	61.8
SEED CONSULTANTS	SC 1156	189.3	19.5	4	283	93	208.9	18.1	5	279	94	199.1	18.8	5	281	93	199.1	18.8	5	281	93	199.1	18.8	5	281	93	199.1	18.8	5	281	93	60.2	199	8.4	3.8	61.4
HIGH		208.8	19.7	23	344	97	213.8	18.1	42	325	97	211.0	18.8	32	334	96	211.0	18.8	32	334	96	211.0	18.8	32	334	96	211.0	18.8	32	334	96	60.2	199	8.6	4.0	62.1
AVERAGE		201.1	19.0	11	305	95	202.3	17.4	16	298	95	201.7	18.2	13	302	95	201.7	18.2	13	302	95	201.7	18.2	13	302	95	201.7	18.2	13	302	95	58.2	196	8.4	3.8	61.4
LOW		189.3	18.2	1	283	92	176.9	16.8	5	279	91	192.8	17.8	5	281	92	192.8	17.8	5	281	92	192.8	17.8	5	281	92	192.8	17.8	5	281	92	56.7	194	8.1	3.6	60.7

TABLE 4E. Performance of hybrids in the early maturity trial. NORTHWESTERN Ohio, 2007.

BRAND	HYBRID	VAN WERT				HOYTVILLE				UPPER SANDUSKY				SUMMARY				CHARACTERISTICS								
		YIELD BU/A	HARV MST	STK LDG	FINAL STD	EMG --%--	YIELD BU/A	HARV MST	STK LDG	FINAL STD	EMG --%--	YIELD BU/A	HARV MST	STK LDG	FINAL STD	EMG --%--	YIELD BU/A	HARV MST	STK LDG	FINAL STD	EMG --%--	TW LBS	SILK DAY	PROT %	OIL %	STARCH %
DAIRYLAND LG SEEDS	ST-5007	192.5	16.1	3	313	99	188.5	15.0	6	318	97	214.1	16.3	1	312	99	191.7	15.8	3	314	98	56.4	201	8.2	4.0	60.4
	LG 2514BtRR	202.0	16.5	0	321	98	180.9	15.3	0	302	93	208.8	16.4	1	298	95	197.3	16.1	0	307	96	59.7	198	8.4	3.7	60.9
BO-JAC SEED CONSULTANTS	3860	185.8	17.0	8	334	99	174.0	15.5	0	311	90	201.6	17.3	0	319	96	187.1	16.6	3	321	95	59.3	197	8.3	3.9	61.0
	SC 10B36	197.8	17.2	1	325	95	177.0	15.4	0	319	93	207.4	17.2	1	302	93	194.0	16.6	1	315	93	60.2	199	9.0	3.7	61.0
DEKALB FIELDERS CHOICE	DKC54-46	188.6	17.1	0	313	97	139.2	15.8	0	306	93	229.4	17.1	0	316	97	185.7	16.7	0	312	96	61.0	196	9.4	3.8	60.0
	NG 6719	197.9	17.3	0	305	92	193.2	16.2	0	304	89	213.1	17.3	0	296	90	201.4	16.9	0	302	90	59.0	197	7.9	3.5	59.7
DEKALB BIRD HYBRIDS	DKC53-18	179.7	17.3	0	302	97	148.8	16.0	1	298	94	221.2	17.7	1	295	94	183.2	17.0	1	298	95	60.7	196	8.7	3.4	60.1
	B58CL	209.0	17.1	0	308	93	163.8	15.9	0	303	94	224.6	17.9	0	316	98	199.1	17.0	0	309	95	59.1	197	8.2	3.3	61.7
GARST PIONEER	8562CBLL	176.2	17.5	0	332	99	161.1	15.5	0	332	94	231.2	17.9	0	321	94	189.5	17.0	0	329	96	56.6	199	8.6	3.3	59.3
	36V75	216.7	17.0	0	325	97	199.9	16.2	0	314	91	220.6	17.8	0	328	96	212.4	17.0	0	322	94	57.1	200	8.5	3.4	60.4
SELECT SEED HYBRIDS SEED CONSULTANTS	3818	195.7	17.4	0	288	91	175.9	16.1	0	289	90	229.1	17.6	9	293	94	200.3	17.0	3	290	92	59.2	198	8.3	3.1	60.5
	SC 1047	183.8	17.6	0	334	93	155.0	15.7	0	334	93	188.2	17.9	0	304	91	175.7	17.1	0	324	93	58.9	197	8.7	3.6	60.2
GARST SEED CONSULTANTS	8678T	212.7	17.7	0	316	97	181.4	16.2	0	319	95	222.5	17.3	0	339	97	205.5	17.1	0	325	96	58.9	198	8.1	3.6	60.4
	SC 10H27	195.5	17.8	3	345	95	177.8	15.8	2	330	96	205.2	17.5	2	305	93	192.8	17.1	2	327	95	58.9	202	8.4	3.5	59.1
ICORN MYCOGEN SEEDS	107.VT4	199.9	17.2	2	326	98	192.6	16.4	0	329	98	237.8	17.7	0	342	97	210.1	17.1	1	332	98	59.0	198	8.1	3.4	60.3
	2C597	203.9	18.1	0	316	97	188.9	16.0	0	327	95	210.8	17.2	0	316	96	201.2	17.1	0	320	96	58.4	201	8.2	3.4	61.1
RUPP CROWS	XR 1634	208.7	17.3	2	290	98	181.2	16.3	0	285	93	228.7	17.7	0	287	94	205.6	17.1	1	288	95	59.1	197	7.9	3.4	60.1
	4223T	221.4	17.1	2	313	97	201.2	16.5	0	295	91	235.5	17.7	1	315	96	219.4	17.1	1	308	95	59.4	197	7.9	3.5	60.0
ICORN STEWART SEEDS	106.VT2	201.7	17.6	1	341	98	181.9	16.3	0	319	92	221.7	17.8	2	352	97	201.8	17.3	1	337	96	60.5	197	8.5	3.7	60.6
	6K672	202.8	17.5	4	319	98	196.6	16.5	1	313	91	233.9	17.8	2	303	93	211.1	17.3	2	311	94	59.7	198	7.6	3.6	60.0
CAMPBELL SEED STEWART SEEDS	631-76VT3	199.1	17.5	0	308	98	177.2	16.3	0	293	91	213.8	18.0	2	293	93	196.7	17.3	1	298	94	60.2	196	8.3	3.8	60.8
	6T546	200.9	17.5	0	319	99	182.7	16.5	0	311	93	217.7	17.9	1	323	93	200.4	17.3	0	318	96	60.3	197	8.4	3.7	59.8
BIRD HYBRIDS GARST	B59A	178.5	17.6	6	302	96	169.1	17.0	2	293	92	201.5	17.4	1	305	96	183.0	17.3	3	300	95	58.7	201	8.3	3.7	58.5
	8689T	210.7	17.3	0	310	95	180.8	16.9	0	319	92	244.6	17.9	0	295	92	212.0	17.3	0	316	94	59.4	198	7.9	3.3	60.3
LG SEEDS NUTECH	LG 2532RWRR	202.7	17.7	0	320	95	183.5	16.7	0	308	93	244.2	17.6	0	295	95	210.1	17.4	0	308	94	59.4	196	9.1	3.5	59.0
	1X-606 HXT	206.7	17.5	3	319	97	179.2	16.9	5	331	99	228.0	17.9	1	332	99	204.6	17.4	3	327	98	58.4	201	9.0	3.9	58.4
DEKALB GARST	DKC57-47	203.3	17.5	4	285	93	172.7	16.7	0	283	89	219.5	18.2	0	279	89	197.5	17.4	1	283	91	59.8	201	9.1	3.9	58.5
	8581YPLUR	198.4	18.0	0	303	95	182.3	16.6	0	311	96	235.5	17.9	0	311	98	205.4	17.5	0	308	97	58.6	199	8.0	3.9	59.9
WELLMAN SEEDS ICORN	W2602CB	190.9	18.0	0	293	96	174.4	16.4	0	273	90	203.0	18.3	0	287	94	189.4	17.5	0	284	93	58.9	198	8.6	3.6	60.4
	105.RWBR4	188.2	17.9	0	306	96	170.4	16.5	0	311	95	202.9	18.2	0	299	93	187.2	17.5	0	306	95	60.5	195	9.0	3.5	59.4
DYN-A-GRO SELECT SEED HYBRIDS	55B49	197.4	18.2	0	330	96	174.2	16.3	0	308	88	211.1	18.2	0	323	95	194.2	17.6	0	320	93	60.0	197	9.0	3.6	60.0
	4665	210.4	18.0	2	293	94	180.6	16.9	1	287	94	231.3	17.8	0	289	97	207.4	17.6	1	290	95	59.5	201	8.2	3.9	58.5
DAIRYLAND GRIES SEED FARM	ST-6006	223.4	17.8	0	292	95	193.1	17.1	0	295	91	227.8	18.0	0	281	92	214.8	17.6	0	289	93	59.1	196	8.5	3.3	60.1
	YP 8603R	190.6	18.1	0	284	92	169.1	17.0	1	293	93	206.3	17.9	0	282	91	188.7	17.7	0	286	92	59.8	199	9.3	3.7	59.3
BIRD HYBRIDS CROWS	B64R	210.9	17.9	0	310	98	191.2	17.0	1	309	94	231.0	18.2	1	311	95	211.1	17.7	1	310	95	59.2	202	7.9	3.5	59.6
	3848VT3	221.6	17.9	3	334	97	192.5	17.4	0	325	93	235.6	17.8	0	343	97	216.6	17.7	1	334	96	60.7	199	7.7	3.8	60.5
EBBERTS DEKALB	E2708RRCBRW	201.4	17.6	0	334	99	178.0	17.5	0	313	95	233.6	18.1	2	307	95	204.3	17.7	1	318	96	58.7	201	7.9	3.7	58.4
	DKC57-79	200.4	17.9	0	314	97	189.6	17.3	0	313	96	236.1	17.9	0	297	96	208.7	17.7	0	308	96	61.2	195	8.8	4.1	59.5
SEED CONSULTANTS CAMPBELL SEED	SC 10MT37	192.1	18.0	0	314	91	172.4	16.8	0	300	85	208.1	18.4	0	281	85	190.9	17.7	0	298	87	60.1	196	8.8	3.5	60.3
	55-23R2	196.5	18.1	0	318	96	184.2	16.6	1	334	95	213.5	18.5	0	319	92	198.0	17.7	0	323	94	60.4	198	8.8	3.5	60.2
RUPP FIELDERS CHOICE	XR 8024	194.4	18.1	0	297	90	171.7	16.8	0	298	90	202.7	18.4	4	321	93	189.6	17.7	1	305	91	60.1	200	8.5	3.6	60.0
	XR 1745	203.8	18.1	1	302	98	195.8	17.0	0	284	93	230.2	18.1	1	292	94	210.0	17.7	1	292	95	59.5	200	8.3	3.6	58.7
EBBERTS SELECT SEED HYBRIDS	E2708RWCB	200.7	17.8	0	295	94	167.6	17.1	0	311	95	238.4	18.4	0	305	95	202.2	17.8	0	304	95	59.0	201	8.3	3.7	58.5
	4785	208.3	18.3	0	298	93	180.0	16.9	1	303	95	225.8	18.3	0	309	95	204.7	17.8	0	303	94	59.6	200	9.0	3.8	59.0
BIRD HYBRIDS RUPP	B64F	204.7	18.1	0	310	91	187.6	17.3	0	313	92	218.7	18.1	1	343	95	203.7	17.8	0	322	93	59.2	200	7.9	3.6	59.4
	XR 8045	202.3	18.0	0	288	98	184.5	17.1	2	297	98	214.6	18.5	6	284	96	200.5	17.9	3	290	97	60.6	198	9.2	3.6	59.1
FIELDERS CHOICE NUTECH	XR 8756	209.6	18.2	0	305	96	183.6	17.5	0	306	94	233.3	17.9													

TABLE 4L. Performance of hybrids in the full season trial. NORTHWESTERN Ohio, 2007.

BRAND	HYBRID	VAN WERT				HOYTVILLE				UPPER SANDUSKY				SUMMARY				CHARACTERISTICS								
		YIELD BU/A	HARV MST	STK LDG	FINAL STD	EMG --%--	YIELD BU/A	HARV MST	STK LDG	FINAL STD	EMG --%--	YIELD BU/A	HARV MST	STK LDG	FINAL STD	EMG --%--	YIELD BU/A	HARV MST	STK LDG	FINAL STD	EMG --%--	TW LBS	SILK DAY	PROT %	OIL %	STARCH %
MIDWEST SEED GENETICS	76864 VTRR2	212.4	17.8	1	329	97	199.1	16.0	0	334	97	247.7	18.1	0	310	94	219.8	17.3	0	324	96	57.1	198	8.3	3.7	58.9
DYNA-GRO	56B15	200.2	17.8	0	283	96	176.7	16.3	0	283	96	219.2	18.2	0	286	94	198.7	17.4	0	284	95	60.8	196	8.7	4.0	60.0
STEYER	1095 RRYGPL	182.1	17.4	0	279	92	178.6	16.6	0	287	91	201.5	18.6	0	273	88	187.4	17.5	0	280	90	58.2	202	8.2	3.5	59.4
CAMPBELL SEED	66-93R2	189.3	17.4	0	309	97	173.6	17.0	0	308	92	219.3	18.3	0	298	92	194.1	17.5	0	305	94	58.7	199	8.3	3.5	59.0
SCHLESSEMAN HYBRIDS	SX702YGPLUS/RR	201.5	17.6	0	288	91	171.4	17.3	0	278	87	207.7	18.1	0	257	80	193.5	17.7	0	274	86	58.6	198	8.2	3.6	58.0
ICORN	109.RWBR4	196.5	17.8	0	313	98	176.4	16.9	0	321	96	214.0	18.3	1	316	98	195.6	17.7	0	317	97	60.3	200	8.7	3.6	59.6
NUTECH	3T-009 VT3	184.0	17.5	1	314	98	178.6	17.2	0	314	97	229.9	18.4	0	311	97	197.5	17.7	0	313	98	58.2	201	8.3	3.6	57.6
STEWART SEEDS	7N230	201.9	17.7	0	314	99	172.8	16.9	0	313	97	222.2	18.7	0	314	97	199.0	17.7	0	313	98	57.5	199	7.7	3.6	59.1
ICORN	110.RWBR5	195.4	17.8	1	283	91	173.0	17.3	0	287	90	222.5	18.3	2	276	87	196.9	17.8	1	282	89	58.8	198	8.1	3.5	58.4
GRIES SEED FARM	YP 8610R	205.9	17.8	1	290	96	173.6	17.4	0	304	97	217.9	18.2	0	282	95	199.2	17.8	0	292	96	59.6	199	8.0	3.8	58.6
DEKALB	DKC61-22	206.9	18.5	1	315	99	190.1	17.3	0	321	96	232.2	17.8	0	320	99	200.3	18.1	3	337	96	59.4	197	8.3	4.0	58.5
BECK	5444VT3	222.6	18.0	3	331	97	198.7	16.9	0	329	99	241.3	18.7	0	311	97	220.9	17.8	1	324	98	58.6	197	8.4	3.8	57.9
LG SEEDS	LG 2552VT3	215.9	17.9	3	300	96	190.6	17.2	0	304	96	231.1	18.7	0	301	96	212.5	17.9	1	302	96	57.0	199	8.2	3.7	57.4
SEED CONSULTANTS	SC 10MT97	181.1	17.8	0	274	90	163.9	17.3	1	285	89	219.7	18.8	0	290	94	188.2	18.0	0	283	91	58.9	201	7.9	3.6	58.7
PFISTER	2575T	204.0	18.3	1	289	93	184.2	17.3	0	284	89	232.4	18.5	0	272	89	206.9	18.0	0	282	90	58.9	198	8.6	3.9	58.1
BO-JAC	9378	199.9	18.6	0	353	98	187.8	17.7	0	325	91	213.2	17.9	8	333	99	200.3	18.1	3	337	96	58.2	199	8.0	4.2	58.2
BECK	5333	197.1	18.1	0	321	92	183.8	17.4	0	332	94	202.3	18.8	1	309	91	194.4	18.1	0	321	92	61.5	200	8.4	3.2	60.5
SEED CONSULTANTS	SC 11HX08	208.0	18.2	1	304	94	190.7	17.3	0	299	92	215.9	18.8	0	293	96	204.9	18.1	0	299	94	57.7	201	8.4	3.7	58.4
WELLMAN SEEDS	W 2709CB	222.1	18.0	2	295	95	170.6	17.5	0	302	94	211.6	18.9	0	282	93	201.4	18.1	1	293	94	58.1	202	8.0	3.7	58.4
DEKALB	RX674RR2	210.6	18.5	0	339	98	167.2	17.3	1	331	93	216.4	18.7	1	332	99	198.0	18.1	1	334	97	59.4	200	7.9	3.7	59.8
NUTECH	3T-310 VT3	206.8	18.0	3	325	99	184.7	17.5	0	326	93	240.0	19.0	1	330	97	210.5	18.1	1	327	96	58.8	197	7.9	3.9	58.5
ICORN	112.VT3	215.6	18.2	2	309	98	190.1	17.3	2	325	96	245.7	19.3	0	311	98	217.1	18.2	2	315	97	58.9	199	7.1	3.5	59.9
MIDWEST SEED GENETICS	76802 B	213.2	18.1	3	319	99	188.9	17.8	0	321	97	220.4	18.9	0	304	97	207.5	18.3	1	315	98	59.0	196	8.3	3.2	58.5
NUTECH	0C-111 YGCB	206.3	18.2	1	321	97	190.4	17.5	4	318	97	195.7	19.0	1	311	97	197.5	18.3	2	317	97	57.5	200	7.7	3.5	58.7
NUTECH	1X-511 HXT	194.4	18.2	0	318	97	188.6	17.3	1	319	96	207.0	19.3	0	325	100	196.7	18.3	0	320	98	58.4	201	8.0	3.9	57.2
STEYER	11001 RRYGPL	205.1	18.4	0	258	84	174.6	17.8	0	258	82	213.5	18.7	0	218	74	197.7	18.3	0	245	80	58.7	197	8.2	3.9	57.1
RUPP	XR 8715	216.9	18.5	9	304	100	192.5	17.5	1	310	98	248.8	18.9	0	295	96	219.4	18.3	3	303	98	58.6	196	8.2	3.8	58.3
SCHLESSEMAN HYBRIDS	SX699YGPLUS/RR	199.8	18.5	0	320	98	180.8	17.4	0	318	96	233.5	19.0	0	330	98	204.7	18.3	0	322	97	60.7	199	8.0	3.8	59.4
WELLMAN SEEDS	W 2810CB	203.7	18.2	3	288	92	182.3	17.5	0	292	89	224.4	19.4	0	292	93	203.5	18.4	1	290	91	59.0	199	8.4	3.8	57.8
SEED CONSULTANTS	SC 11VTT27	214.3	17.8	1	298	96	186.5	17.2	3	306	97	225.8	20.2	0	299	97	208.9	18.4	1	301	97	57.5	203	8.2	3.7	58.3
GARST	8452CBLL	202.7	18.5	0	313	96	188.5	17.6	0	305	94	222.2	19.2	3	326	96	204.5	18.4	1	315	96	57.0	200	7.2	3.3	58.7
PORTER HYBRIDS	4411	221.8	18.6	5	337	97	192.8	17.0	1	341	97	251.3	19.6	2	319	100	222.0	18.4	3	332	98	58.4	198	8.2	3.9	58.0
DEKALB	DKC61-66	210.6	18.3	0	266	87	194.4	17.7	0	293	94	237.6	19.3	1	284	92	214.2	18.5	0	281	91	58.9	197	8.4	3.7	58.2
CAMPBELL SEED	69-36VT3	224.9	18.7	2	304	95	196.5	17.2	0	299	94	250.4	19.5	1	300	98	224.0	18.5	1	301	96	59.0	198	7.4	3.5	59.6
STEWART SEEDS	8T339	213.6	18.1	0	310	97	189.0	17.4	0	313	98	246.5	19.9	0	319	98	216.3	18.5	0	314	98	59.2	199	7.5	3.4	59.8
ICORN	112.VT1	197.9	18.7	0	320	99	183.7	17.5	1	321	99	212.0	19.4	0	305	96	197.9	18.5	0	316	98	59.6	200	8.4	3.7	59.3
EBBERTS	E2610RWCB	199.3	18.7	0	319	96	187.0	17.7	0	300	91	226.1	19.4	0	313	96	204.1	18.6	0	311	94	59.7	199	8.8	3.8	58.5
NUTECH	0P-413 YGPL	217.8	18.3	4	314	96	171.5	18.3	2	315	94	233.9	19.4	0	327	97	207.7	18.7	2	319	96	58.6	200	7.8	3.9	57.9
DEKALB	DKC63-42	221.3	18.7	0	305	96	196.6	17.9	0	319	98	256.6	19.8	0	310	99	224.8	18.8	0	311	98	58.0	199	7.8	3.5	57.6
RUPP	XR 8285	202.2	18.8	0	304	96	185.5	18.1	0	313	99	213.0	19.6	0	284	95	200.2	18.8	0	300	97	57.5	198	8.4	3.6	56.9
NUTECH	1N-411 CB/LL/RW	185.7	18.2	0	344	98	174.1	18.2	0	336	96	216.1	20.1	0	330	91	192.0	18.8	0	336	95	59.0	200	8.4	3.4	58.0
NUTECH	3T-212 VT3	196.1	18.4	0	323	97	185.0	18.2	1	321	94	220.6	20.1	0	321	97	200.6	18.9	0	322	96	59.8	198	8.5	3.9	58.1
STEWART SEEDS	7K285	207.7	19.2	0	313	97	192.6	18.3	0	315	98	225.3	19.1	0	310	95	208.5	18.9	0	313	97	61.0	198	8.2	3.8	57.6
SEED CONSULTANTS	SC 11BL07	205.9	19.6	0	318	96	197.0	17.8	0	327	97	222.6	19.3	0	295	94	208.5	18.9	0	313	96	56.5	198	7.4	3.5	58.3
SEED CONSULTANTS	SC 10BL96	189.2	18.7	0	326	95	186.5	17.7	0	331	93	202.2	20.3	0	304	96	192.6	18.9	0	320	95	57.1	200	8.2	3.7	57.3

2007 Ohio Corn Performance Test — Triple and quad stacks predominant entries

By PETER THOMISON, OHIO STATE
UNIVERSITY CORN SPECIALIST

Grain yields of hybrids entered in the 2007 Ohio Corn Performance Test (OCPT) were outstanding despite what appeared

to be a less than ideal growing season at some locations. Test sites averaged more than 200 bushels per acre except for Hoytville, which averaged 180 and 182 bushels per acre for the early and full-sea-

son trials, respectively.

"Traited" hybrids (i.e hybrids with Bt insect resistance and herbicide resistance) now dominate the Ohio Corn Performance Test, and more than half the entries are

triple or quad stacks. In 2002, less than 15% of the hybrid entries were traited. In 2006, 59% were traited, and this year, at least 84% of the 237 entries are traited.

Of these traited hybrids, 121 hybrids are triple or quad stacks, 46 are double stacks and 37 contain a single trait. Overall, triple stack hybrids were associated with the highest yields for hybrids entered statewide. In the OCPT summary of hybrids entered in the western regions and statewide (see Table 10 of the OCPT "Combined regional summary of hybrid performance, 2007") eight of the top 10 yielding hybrids are triple stacks, one is a double stack and one contains a single trait.

However, stacked traits did not necessarily ensure the highest yields. Of the bottom 10 hybrids, nine are triple stacks and one is a double stack.

2006 lessons earned 2007 profits

By JIM BEUERLEIN, OHIO STATE
UNIVERSITY EXTENSION AGRONOMIST

2006 crops got planted in either late April or early May, or not until June due to wet weather the last three weeks of May. There was plenty of water in August and September, which extended the grain filling period of corn and soybeans. A wet October delayed soybean harvest and prevented timely planting of wheat. In 2006, we had it wet early, wet late and then record corn and soybean yields.

2007 crops got planted in a timely manner due to a relatively dry April and May, and because producers worked extra long days to get finished planting before a wet spell stopped them like in 2006. After planting, many fields did not receive rain till mid July resulting in short plants in most fields and some delay in soybean flowering. Late July, August and September brought a lot of rain to the crops we thought to be poor because of their small size. In 2007, we had it dry early, wet late and possibly new record yields for corn and beans.

The lessons learned are:



1. When conditions are fit for field work, keep the planters and harvesters running as long as possible.

2. April, May, and June weather don't have much effect on corn and soybean yields.

3. Rainfall in July, August and September determines corn and bean yields.

4. Plant size indicates the quality of growing conditions in April through July and is not a good indication of yield. Short plants in 2007 produced large yields.

5. Good weather, good yields and good prices come together only once every 40 years.



YOU CAN HAVE IT ALL YIELD-PRO® PLANTERS

- Single and twin row spacing options 15", 20", 30", and 30" twin row. (36", 38", and 40" single & twin row on certain models)
- Rugged 25 series row unit.
- Consistent opener down pressure from a full to empty seed box.
- Seed directly from seed companies Bulk Boxes or 82 bu. poly hopper or 150 bu. hopper. (150 bu. not available on YP-2425)

Great Plains Manufacturing Inc.
1525 E. North Street • Salina, Kansas 67401
www.greatplainsmfg.com

0%
financing until April 1, 2008
or low rates on 3, 4 and 5
year financing

Bellevue

Gibbs

Equipment

419-483-4970

Botkins

Apple Farm

Service, Inc.

937-693-3848

Columbiana

Witmer's Inc.

888-427-6025

Delaware

Buckeye

Tractor

740-363-1341

Findlay

Findlay

Implement Co.

419-424-0471

Holgate

Holgate

Implement

Sales

419-264-2031

Millersport

Millersport

Agri-Service

740-467-2424

Utica

Agri-Trac

740-892-2831

Select hybrid genetics, not traits

Transgenic corn hybrids may differ in performance from non-genetically modified varieties in response to various insect pests, but the same recommendations apply when selecting hybrids for planting.

Peter Thomison, an Ohio State University Extension agronomist, said growers who intend to plant transgenic hybrids should consider such performance characteristics as yield potential, stalk quality and grain moisture.

"The same recommendations we make for planting non-transgenic hybrids apply equally to planting hybrids that carry genetically modified traits," said Thomison, who also holds a research appointment with the Ohio Agricultural Research and Development Center. "The traits that the hybrid has shouldn't dictate what growers will plant. It all depends on how well-adapted these base genetics are to Ohio's environmental conditions."

Transgenic hybrids are becoming more popular in Ohio. According to the U.S. Department of Agriculture, more than 40% of Ohio's 2007 corn crop consisted of biotech varieties, 15% more than last year. Of the three main biotechnology types — insect resistant, herbicide resistant and stacked genes — farmers grew more stacked gene varieties, increasing their acreage by 15% over last year.

Thomison and his colleagues had a significant increase in transgenic corn hybrids in this year's OSU Extension

Corn Performance Trials.

"Five years ago, less than 15% of the hybrids we evaluated in our performance trials were transgenic. This year, that number is 85% or more," Thomison said. "Of that 85%, the majority are stacked-trait hybrids."

Thomison said the decision to plant transgenics should be driven by economics.

"Growers who have or expect significant cost problems with European corn borer or Western corn rootworm, or see an effective use of herbicide resistance in their cropping systems, should consider transgenics," Thomison said. "But if these are not major considerations or issues, then seed cost may favor using non-transgenics."

Thomison said the challenge for growers in the future won't be picking the best transgenic hybrid, but finding field performance information on non-transgenic varieties as transgenics become more popular.

"It may become increasingly difficult for growers to get good information on the performance of non-transgenic hybrids simply because there won't be as much information out there," Thomison said. "Growers are concerned that their options will be limited. From a cost standpoint, they don't want to pay for features they may not need, but from a production standpoint, fewer transgenics will be available in the future."



The genetics, traits and performance you're looking for — from an Internet seed company?

Brandon's looking at another bumper crop from ICORN seed. He'll probably plant even more next year.

No wonder more and more farmers switch to ICORN.

What are you missing? Go to www.icorn.com or call 1-800-240-0101 and find out.

icorn.com
For the businessman in corn production.

icorn.com is a registered trademark of icorn, Inc. All other trademarks are the property of their respective owners.
© 2007 Monsanto Company.

Western corn rootworm in Ohio soybeans

BY RON HAMMOND, CURTIS YOUNG
AND BRUCE EISLEY, OHIO STATE
UNIVERSITY EXTENSION

Personnel from Ohio State University Extension continued to sample for western corn rootworm adults (WCR) in soybean fields for the 11th year. Data from most of the 2007 rootworm trapping program have been assembled. This is an overview of the results from that survey.

Sampling was done using Pherocon AM yellow sticky traps placed in 103 fields covering 24 counties in the western half of Ohio. Six traps were placed in the soybeans on metal posts at canopy height and located at least 100 feet from the field edge and evenly spaced in the field. The traps were initially placed in fields in mid July and removed in late August or early September. Traps were serviced once a week throughout the sampling period with a new, clean trap. After each trapping week, the numbers of beetles collected were summed and divided by the number of traps (six) and the number of days the traps were in the field resulting in the average number of beetles collected per trap per day.

A summary of the weekly catches of WCR adults per trap per day from the 2007 growing season can be found on the Web at entomology.osu.edu/ag/fycr/fycr2_7.htm. Research indicates that catches in soybeans of five or more beetles per trap per day during any

trapping week indicates a potential problem with rootworm in the field the following year.

2007 trapping data results

After rounding results to the nearest whole number in 103 fields, 26 fields had an average of five or more beetles per trap per day, and nine fields had an average of between four and less than five beetles per trap per day. The rest of the fields were less than four beetles per trap per day.

Fields with five or more beetles per trap per day were in Allen, Auglaize, Champaign, Crawford, Darke, Defiance, Hardin, Paulding and Putnam counties. Those fields between four and five beetles per trap per day were in Auglaize (1), Champaign (1), Crawford (2), Fulton (1), Greene (1), Paulding (1), Sandusky (3) and Van Wert (3) counties.

So what does this mean?

The trapping data from 2007 was at a higher level than we have seen in the 10 years that trapping has been conducted. It is not difficult to make recommendations about the fields that were trapped in 2007. Based on research, if a field has a beetle count of five or more beetles per trap per day during any trapping week, the field will need to be treated for rootworm if it is planted to corn in 2007.

The problem becomes when a decision needs to be made about fields that

were not trapped. We know there are probably more fields that need to be treated and at the same time, fields that will not need treatment. Since there isn't any way to predict which fields need treatment without trapping information, we would suggest that producers take into account several things before a decision is made about treatment needed on the field. Things that can be used to help make the decision are:

- 1) Are the fields located in a county with low or high counts in 2007? We cannot use a few trapped fields in a county to make countywide recommendations but it does give some idea of the level of rootworm activity in the area.
- 2) Has there ever been a problem with the western corn rootworm variant in the field in the past?
- 3) Were there any direct observations of root injury and lodging due to rootworm activity in your own adjacent cornfields during the 2007 growing season?
- 4) How widespread was the injury and lodging within the fields? Was it a small localized spot or across the entire field?
- 5) Were there any severe weather events that could account for the observed lodging?
- 6) Did the lodging have a significant impact on yield or economic returns?
- 7) Since there are no rescue treatments for rootworm larvae, how much risk can be tolerated?



We also suggest if a field is treated for the western variant next year, that several untreated strips be left in the field. This will be the only way we can tell if the western variant is a problem in the field. Because of this continued concern with this insect, we urge growers to develop a sampling plan next year in their soybean fields, and to sample roots for feeding injury in their first-year corn for the presence of the western variant.

Come grow with us!

STEYER seeds

Improve your margins and net returns.
Plant Steyer Hybrids.

Steyer 1095

- 109-day hybrid
- Very high yield potential
- Super stress tolerance
- Excellent disease package



Steyer 1104

- 110-day hybrid
- Responds to high management
- Excellent seedling vigor
- Very good root & stalk strength
- Excellent disease package



Steyer 1123

- 112-day hybrid
- Very good tolerance to gray leaf spot and northern leaf blight
- Excellent yield consistency over a wide range of soils
- Retains plant integrity and stay green into the fall
- Very good vigor and emergence

Sales Representatives

Old Fort	Greg Steffens	419-992-1214	Morral	Dale Rowland	740-465-7565
Wauseon	Jim Gillen	419-343-2315	Tiffin	Chris Magers	419-447-6987
Greenwich	Bob McLane	419-752-9631			

STEYER seeds

Tiffin, OH
800-231-4274

TABLE 4L (con't). Performance of hybrids in the full season trial. NORTHWESTERN Ohio, 2007.

BRAND	HYBRID	VAN WERT				HOYTVILLE				UPPER SANDUSKY				SUMMARY				CHARACTERISTICS								
		YIELD BU/A	HARV MST	STK LDG	FINAL STD	EMG --%--	YIELD BU/A	HARV MST	STK LDG	FINAL STD	EMG --%--	YIELD BU/A	HARV MST	STK LDG	FINAL STD	EMG --%--	YIELD BU/A	HARV MST	STK LDG	FINAL STD	EMG --%--	TW LBS	SILK DAY	PROT %	OIL %	STARCH %
FIELDERS CHOICE	NG 6793	209.5	18.8	2	319	99	169.7	19.0	0	327	97	226.9	19.1	0	321	98	202.0	19.0	1	322	98	59.1	198	8.5	3.8	56.7
	3P-911 RRY/GPL	216.6	18.6	0	324	98	183.9	18.3	0	320	96	219.3	20.0	0	305	95	206.6	19.0	0	316	96	60.4	197	8.4	4.1	57.2
	5555CBRWRR	221.2	18.9	0	330	99	184.4	18.6	0	335	98	218.8	19.4	0	319	95	208.1	19.0	0	328	97	60.6	198	8.3	3.9	57.1
	SC 11VTT16	194.7	18.9	0	314	98	185.2	18.2	0	297	91	220.2	19.9	0	306	95	200.0	19.0	0	306	95	59.6	199	8.4	3.8	58.4
	3W-313 RRY/GRW	218.9	19.4	0	311	97	178.0	18.1	0	287	93	246.4	19.6	0	306	95	214.5	19.0	0	311	95	59.6	200	7.9	3.4	58.5
	DKC62-99	211.9	19.3	0	314	98	195.5	18.4	0	306	96	208.8	19.4	1	303	95	205.4	19.0	0	308	96	59.5	198	8.0	3.8	58.0
	3T-213A VT3	200.4	19.0	3	302	93	188.7	18.6	2	300	93	225.8	19.5	2	306	95	205.0	19.1	2	303	94	57.9	200	8.2	3.6	58.2
	68-63R2	211.1	18.6	1	324	96	175.2	18.9	0	305	94	232.3	19.8	1	314	95	206.2	19.1	1	314	95	59.4	198	8.0	3.4	56.3
	CAMPBELL SEED	208.0	18.6	2	303	97	181.8	19.2	0	303	95	223.4	19.4	0	273	88	204.4	19.1	1	293	93	59.0	197	7.6	3.5	57.4
	EBBERTS	212.5	20.1	0	292	91	176.4	17.9	0	276	87	222.4	19.4	0	284	88	203.8	19.1	0	284	89	56.2	199	7.9	3.4	57.9
MIDWEST SEED GENETICS	77125 T	214.9	18.8	0	314	96	179.5	18.4	1	320	97	231.1	20.1	0	322	99	208.5	19.1	1	319	97	59.4	197	7.9	3.8	57.4
	5B-909 GT/CB/LL	189.7	19.4	2	342	99	185.4	17.8	1	344	98	188.4	20.3	0	334	96	181.2	19.2	1	340	98	56.6	201	8.0	3.5	58.3
	114.RWBR4	215.8	19.1	0	298	93	192.9	18.1	0	292	91	218.0	20.5	0	281	90	208.9	19.2	0	290	91	59.4	199	8.1	3.9	57.2
	110.RWBR7	213.2	18.8	0	305	95	175.5	19.0	1	303	93	229.3	20.0	0	304	95	206.0	19.3	0	304	94	59.4	198	7.5	3.5	57.4
	NG 6795	194.9	19.0	0	318	95	181.3	18.1	0	323	100	220.7	20.0	0	305	95	198.9	19.3	0	315	97	59.7	196	8.7	3.6	58.0
	2T787	193.3	19.1	0	297	98	177.1	18.9	0	288	92	219.8	19.8	1	299	95	196.7	19.3	0	295	95	57.2	203	7.8	3.7	57.1
	ST-9211	210.6	20.1	1	313	98	187.7	17.9	0	318	97	237.8	19.8	0	297	97	212.1	19.3	0	309	97	58.2	200	8.3	3.6	57.6
	111.VT9	196.2	18.9	0	318	98	177.9	18.7	0	320	98	234.6	20.4	1	324	97	202.9	19.3	0	320	98	59.3	197	8.1	3.7	57.2
	PIONEER	208.1	18.7	0	329	98	181.7	19.6	0	327	95	222.3	19.8	0	313	95	204.0	19.3	0	323	96	57.2	201	8.1	3.3	57.6
	5538HXT	193.7	19.4	0	325	97	188.2	19.2	3	330	94	208.5	19.5	0	325	97	196.8	19.4	1	327	96	59.1	202	7.7	3.3	57.5
DAIRYLAND	ST-5014	213.2	19.4	0	315	99	203.0	18.8	0	320	98	226.7	20.0	2	327	99	214.3	19.4	1	321	99	57.2	199	7.6	3.5	57.9
	4984T	186.3	18.9	2	320	97	166.4	19.3	0	329	98	213.3	20.1	0	309	95	188.6	19.4	1	319	97	59.7	199	8.7	3.6	56.7
	78134 T	212.7	19.2	0	337	99	160.3	18.9	0	329	97	228.9	20.2	0	321	98	200.7	19.4	0	329	98	59.6	198	8.2	3.7	57.9
	SC 11VTT28	217.8	19.2	0	294	94	177.7	18.7	0	299	91	225.7	20.4	0	273	89	207.1	19.4	0	289	91	59.7	201	7.4	3.5	58.0
	RX715VT3	212.2	19.1	2	310	99	178.1	19.3	0	321	97	234.2	20.0	0	315	96	208.1	19.5	1	315	98	59.1	197	7.6	3.7	57.7
	7K456	197.4	19.2	0	293	94	173.8	19.3	0	297	92	210.4	19.9	0	265	85	193.9	19.5	0	285	90	59.4	198	8.5	3.7	56.1
	NG 6780	205.5	18.7	1	308	98	188.1	19.1	2	319	98	204.9	20.7	12	306	95	199.5	19.5	5	311	97	59.0	199	8.2	3.6	56.1
	E2610VT3	206.1	19.5	0	303	96	182.9	18.1	0	302	96	224.3	20.9	0	286	92	204.4	19.5	0	297	95	58.8	200	8.5	3.8	58.1
	RX754RR2/YGPL	203.2	19.4	0	327	97	167.1	19.3	0	324	98	226.9	19.8	0	326	95	199.1	19.5	0	326	97	59.7	199	8.4	3.8	56.6
	4846T	212.8	19.0	0	327	97	182.2	19.1	0	319	96	230.4	20.5	1	315	95	208.5	19.5	0	320	96	59.3	199	7.8	3.6	56.5
STEWART SEEDS	E2811HRWCB	185.1	18.9	0	316	96	166.4	19.5	0	311	93	202.0	20.3	0	306	93	184.5	19.6	0	311	94	60.0	201	8.4	4.0	57.3
	W2713	201.4	19.2	0	321	99	188.7	19.3	0	316	96	230.1	20.7	0	306	98	206.7	19.7	0	314	98	58.9	201	7.7	3.4	57.3
	109.VT8	202.9	19.6	0	290	91	162.5	19.3	0	305	91	214.7	20.4	0	278	87	193.4	19.8	0	291	90	59.6	199	8.5	3.7	56.7
	B82HXL	205.3	19.3	0	316	96	169.6	18.9	2	303	92	195.4	21.1	2	314	95	190.1	19.8	1	311	95	57.9	198	7.7	3.6	57.5
	OC-213 YGCB	197.7	19.5	0	289	90	171.2	19.1	0	284	87	214.4	21.0	2	289	90	194.5	19.9	1	288	89	57.6	201	7.9	3.4	56.5
	LG 2805BRR	211.3	20.2	0	316	97	182.6	18.3	6	303	93	202.4	21.1	2	293	94	198.7	19.9	3	304	94	57.4	202	7.9	3.5	57.4
	SC 11HR17	196.8	19.2	0	340	96	154.2	20.2	2	320	95	213.4	20.5	0	336	97	188.1	20.0	1	332	96	57.3	202	8.3	3.9	55.7
	33A88	197.7	20.8	0	278	97	187.6	20.1	0	282	97	224.6	21.7	0	271	97	203.3	20.9	0	277	97	58.9	201	7.6	3.5	55.7
	DAIRYLAND	215.3	21.8	0	290	95	191.6	22.1	0	287	92	232.0	20.9	0	268	90	213.0	21.6	0	282	92	56.0	199	7.2	3.4	52.7
	PIONEER	220.6	19.2	1	315	97	199.9	18.2	0	320	100	ANIMAL DAMAGE	ANIMAL DAMAGE	ANIMAL DAMAGE	ANIMAL DAMAGE	ANIMAL DAMAGE	ANIMAL DAMAGE	ANIMAL DAMAGE	ANIMAL DAMAGE	ANIMAL DAMAGE	ANIMAL DAMAGE	199	8.3	3.5	58.1	
CAMPBELL SEED	214.1	18.6	1	305	98	157.0	17.7	0	303	95	ANIMAL DAMAGE	ANIMAL DAMAGE	ANIMAL DAMAGE	ANIMAL DAMAGE	ANIMAL DAMAGE	ANIMAL DAMAGE	ANIMAL DAMAGE	ANIMAL DAMAGE	ANIMAL DAMAGE	ANIMAL DAMAGE	196	8.0	3.2	57.7		
BECK	200.5	19.1	0	326	95	178.2	18.5	9	352	98	ANIMAL DAMAGE	ANIMAL DAMAGE	ANIMAL DAMAGE	ANIMAL DAMAGE	ANIMAL DAMAGE	ANIMAL DAMAGE	ANIMAL DAMAGE	ANIMAL DAMAGE	ANIMAL DAMAGE	ANIMAL DAMAGE	202	7.8	3.6	58.5		
HIGH	224.9	21.8	9	353	100	203.0	22.1	9	352	100	256.6	21.7	12	336	100	224.8	21.6	5	340	99	61.5	203	8.8	4.2	60.5	
AVERAGE	205.3	18.7	1	311	96	181.8	18.1	1	311	95	222.6	19.5	1	303	94	203.2	18.8	1	308	95	58.7	199	8.1	3.6	57.9	
LOW	181.1	17.4	0	258	84	154.2	16.0	0	258	82	168.4	17.8	0	218	74	181.2	17.3	0	245	80	56.0	196	7.1	3.2	52.7	
LSD .05	16.3	0.8	1	18	5	14.9	0.8	1	21	6	16.2	0.8	1	20	5	14.6	0.7	2	13	3	0.8	2				
SOIL TYPE						HOYTVILLE CLAY					HOYTVILLE CLAY					BLOUNT SILT LOAM										
SOIL TEST (pH,P,K)						6.1, 139, 423					6.1, 139, 423					5.5, 109, 287										
PREVIOUS CROP						SOYBEANS					SOYBEANS					SOYBEANS										
PLANTING/HARVEST DATES						MAY 8 / OCT. 22, 20																				

TABLE 5. Two year hybrid performance in NORTHWESTERN Ohio, 2006-2007.

BRAND	HYBRID	VAN WERT					HOYTVILLE					UPPER SANDUSKY					SUMMARY					CHARACTERISTICS				
		YIELD BU/A	HARV MST	LDG	STD	EMG	YIELD BU/A	HARV MST	LDG	STD	EMG	YIELD BU/A	HARV MST	LDG	STD	EMG	YIELD BU/A	HARV MST	LDG	STD	EMG	TW LBS	SILK DAY	PROT	OIL	STARCH
DAIRYLAND	ST-5007	212.4	16.9	5	326	99	173.0	16.1	6	317	97	201.8	18.1	2	321	98	195.7	17.1	4	321	98	56.0	199	8.6	4.0	61.6
SEED CONSULTANTS	SC 10B36	204.7	17.4	1	314	94	165.2	16.3	1	300	91	197.6	18.2	2	308	95	189.2	17.3	1	307	93	59.2	198	8.9	3.7	62.6
BO-JAC	3860	194.8	17.7	5	333	99	161.1	16.3	4	318	92	196.4	18.1	7	323	98	184.1	17.3	5	325	96	58.3	198	8.5	3.9	62.5
DEKALB	DKC54-46	203.3	17.5	4	313	97	155.8	16.7	7	317	95	215.2	17.8	2	311	97	191.4	17.4	4	314	96	59.9	197	9.2	3.9	62.2
GARST	8676IT	211.4	18.5	1	314	96	168.4	16.7	1	319	96	205.2	18.0	1	320	95	195.0	17.7	1	317	96	57.8	198	8.0	3.8	62.5
SEED CONSULTANTS	SC 10H27	199.3	18.1	3	332	95	166.8	16.5	2	326	97	183.9	19.0	5	311	95	183.3	17.9	3	323	96	58.1	201	8.6	3.5	62.0
GARST	8689IT	225.5	18.3	0	308	94	177.1	17.5	1	317	95	228.8	18.5	1	310	95	210.5	18.1	1	311	94	58.3	198	7.9	3.5	62.1
DEKALB	DKC57-79	209.2	18.2	1	316	97	174.4	17.6	2	311	97	213.6	18.6	2	310	96	199.1	18.1	1	312	97	60.1	196	8.7	4.0	62.3
BIRD HYBRIDS	B58CL	206.0	18.1	3	331	96	155.4	16.8	5	325	95	205.7	19.5	10	317	97	189.0	18.1	6	324	96	58.2	198	8.6	3.5	62.9
DAIRYLAND	ST-6006	223.4	18.6	1	302	94	176.2	17.3	3	308	94	201.0	18.6	1	300	95	200.2	18.1	1	303	94	58.0	197	8.5	3.3	62.8
SELECT SEED HYBRIDS	4655	217.7	18.6	8	300	95	171.0	17.5	2	300	96	212.1	19.2	2	297	97	200.3	18.4	4	299	96	58.6	200	8.4	3.8	61.4
BIRD HYBRIDS	B64R	215.6	18.7	4	308	97	173.4	17.5	1	310	96	209.5	19.2	2	298	96	199.5	18.5	3	305	97	58.4	200	7.7	3.6	62.3
BIRD HYBRIDS	B59A	200.0	19.0	3	296	96	165.0	17.8	2	298	94	206.0	18.7	1	300	97	190.3	18.5	2	298	96	56.5	199	7.6	3.6	61.9
RUPP	XR 1745	218.5	19.0	2	308	98	183.9	17.5	1	293	95	211.5	19.3	6	297	94	204.6	18.6	3	299	96	58.5	199	8.4	3.7	61.5
EBBERTS	E2708RWCB	203.0	18.5	1	282	92	168.7	17.6	1	300	94	213.9	19.7	1	293	92	195.2	18.6	1	292	93	58.0	199	8.4	3.8	61.6
SELECT SEED HYBRIDS	4785	211.6	19.1	2	301	93	175.4	17.7	4	305	95	214.7	19.3	1	302	94	200.6	18.7	2	303	94	58.4	199	8.4	3.9	61.8
RUPP	XR 8024	199.0	19.0	1	293	92	167.2	17.7	1	298	92	186.8	19.6	4	306	93	184.3	18.8	2	299	92	59.4	199	8.4	3.6	62.8
SELECT SEED HYBRIDS	RR786	224.1	20.3	1	305	96	167.0	17.2	0	302	94	214.4	19.2	6	292	95	201.8	18.9	2	299	95	57.7	198	8.8	3.8	60.9
RUPP	XR 8045	211.9	19.2	0	287	99	182.1	17.9	2	296	99	210.0	20.0	6	289	96	201.3	19.0	3	290	98	59.2	197	9.0	3.6	61.3
DEKALB	DKC61-22	223.1	19.9	1	314	97	183.9	17.9	2	321	96	211.0	19.3	2	325	97	206.0	19.1	2	320	97	58.2	197	8.5	3.9	61.6
SEED CONSULTANTS	SC 10MT87	225.7	19.8	1	294	94	173.2	17.6	2	292	91	216.4	20.0	1	284	92	205.1	19.1	1	290	92	57.8	200	8.4	3.8	60.5
SELECT SEED HYBRIDS	4696	211.0	20.0	0	292	91	169.5	18.1	6	305	92	203.1	19.6	2	284	94	194.5	19.2	3	293	92	56.3	201	7.8	3.8	61.3
DEKALB	RX674RR2	203.4	19.9	0	315	93	166.7	17.9	1	314	91	215.1	20.0	2	321	97	195.1	19.2	1	317	94	57.8	199	8.5	3.8	61.4
SEED CONSULTANTS	SC 10BL96	208.9	19.3	0	311	94	180.6	18.2	1	299	90	181.2	20.4	1	288	92	190.3	19.3	1	299	92	55.7	198	8.5	3.7	60.8
GRO-MOR	5670	210.9	20.2	14	311	95	180.2	18.1	2	307	93	213.9	19.9	1	323	96	201.7	19.4	5	314	94	56.2	199	8.1	3.6	60.8
GARST	8452CBL	212.5	20.1	1	301	94	178.9	17.9	0	301	95	210.6	20.5	2	312	96	200.6	19.5	1	305	95	56.3	198	7.6	3.5	61.7
SEED CONSULTANTS	SC 11BL07	218.8	19.9	1	306	96	192.3	18.5	1	313	95	203.3	20.5	1	296	93	204.8	19.6	1	305	95	55.2	198	7.6	3.6	61.1
BIRD HYBRIDS	B60E	205.6	20.5	1	297	97	165.2	18.6	3	287	95	193.6	21.0	1	280	95	188.2	20.0	2	288	96	59.0	199	8.1	3.7	62.2
DAIRYLAND	ST-5014	198.4	20.8	3	303	96	183.8	19.3	1	314	97	217.1	21.2	2	314	95	199.7	20.5	2	311	96	56.1	199	8.1	3.7	60.9
HIGH		225.7	20.8	14	333	99	192.3	19.3	7	326	99	228.8	21.2	10	325	98	210.5	20.5	6	325	98	60.1	201	9.2	4.0	62.9
AVERAGE		210.7	19.0	2	307	96	172.5	17.5	2	307	94	206.7	19.3	3	305	95	196.6	18.6	2	306	95	57.8	198	8.3	3.7	61.7
LOW		194.8	16.9	0	282	91	155.4	16.1	0	287	90	181.2	17.8	1	280	92	183.3	17.1	1	288	92	55.2	196	7.6	3.3	60.5

TABLE 6. Three year hybrid performance in NORTHWESTERN Ohio, 2005-2007.

BRAND	HYBRID	VAN WERT					HOYTVILLE					UPPER SANDUSKY					SUMMARY					CHARACTERISTICS				
		YIELD BU/A	MST %	LDG %	STD 100/A	FINAL EMG --%--	YIELD BU/A	MST %	LDG %	STD 100/A	FINAL EMG --%--	YIELD BU/A	MST %	LDG %	STD 100/A	FINAL EMG --%--	YIELD BU/A	MST %	LDG %	STD 100/A	FINAL EMG --%--	TW LBS	SILK DAY	PROT %	OIL %	STARCH %
DAIRYLAND	ST-5007	210.3	16.9	3	328	99	182.4	15.8	4	321	98	196.1	18.1	1	312	98	196.3	16.9	3	320	98	56.2	200	8.6	4.0	62.0
BO-JAC	3860	196.0	17.3	4	337	98	169.1	16.0	3	319	92	192.4	18.0	5	319	98	185.9	17.1	4	325	96	58.5	198	8.6	4.0	62.8
GARST	8676IT	208.0	17.9	2	318	97	174.4	16.2	1	318	95	200.1	18.0	1	319	96	194.2	17.4	1	318	96	57.8	199	8.2	3.9	62.7
GARST	8689IT	222.6	17.8	0	308	96	182.4	17.0	1	314	95	219.0	18.5	1	308	95	208.0	17.8	1	310	96	58.5	198	8.5	3.7	62.5
BIRD HYBRIDS	B58CL	199.8	18.0	2	326	97	164.8	16.4	3	319	95	201.6	19.3	6	315	97	188.7	17.9	4	320	96	58.3	198	8.4	3.5	63.6
BIRD HYBRIDS	B64R	207.2	18.3	3	304	97	182.2	17.1	1	308	96	204.6	19.4	2	291	95	198.0	18.2	2	301	96	58.5	200	7.8	3.7	62.9
RUPP	XR 1745	214.7	18.6	2	303	98	188.8	17.0	1	290	96	205.6	19.3	4	287	95	203.0	18.3	2	294	97	58.5	200	8.5	3.8	62.0
SELECT SEED HYBRIDS	4655	211.9	18.4	6	305	96	182.8	17.1	2	307	97	203.9	19.4	1	300	98	199.5	18.3	3	304	97	58.6	200	8.5	3.8	62.1
SELECT SEED HYBRIDS	4785	202.1	18.5	3	308	94	180.5	17.5	3	312	95	208.8	19.4	1	303	96	197.1	18.4	2	308	95	58.6	200	8.8	4.1	61.6
GRO-MOR	5670	205.4	19.6	9	305	96	186.0	17.8	2	304	94	212.6	20.5	0	316	96	201.3	19.3	4	309	95	56.2	200	8.1	3.7	61.9
BIRD HYBRIDS	B60E	197.0	19.8	1	300	98	171.4	18.4	2	288	95	193.4	21.4	1	283	96	187.3	19.8	1	290	97	59.1	200	8.5	3.9	62.5
DAIRYLAND	ST-5014	202.4	20.7	3	308	97	190.1	18.9	1	306	94	208.9	21.5	1	311	96	200.4	20.4	2	308	96	56.3	200	8.3	3.8	60.9
HIGH		222.6	20.7	9	337	99	190.1	18.9	4	321	98	219.0	21.5	6	319	98	208.0	20.4	4	325	98	59.1	200	8.8	4.1	63.6
AVERAGE		206.5	18.5	3	312	97	179.6	17.1	2	309	95	203.9	19.4	2	306	96	196.6	18.3	2	309	96	57.9	200	8.4	3.8	62.3
LOW		196.0	16.9	0	300	94	164.8	15.8	1	288	92	192.4	18.0	0	283	95	185.9	16.9	1	290	95	56.2	198	7.8	3.5	60.9

TABLE 7E. Performance of hybrids in the early maturity trial. NORTH CENTRAL AND NORTHEASTERN Ohio, 2007.

BRAND	HYBRID	BUCYRUS					WOOSTER					BELLLOT					SUMMARY					CHARACTERISTICS			
		YIELD	MST	STK	FINAL	EMG	YIELD	MST	LDG	FINAL	EMG	YIELD	MST	LDG	FINAL	EMG	YIELD	MST	LDG	FINAL	EMG	LBS	TW	SILK	DAY
DEKALB	DKC53-18	225.5	18.7	0	305	96	231.4	18.4	2	304	97	212.0	17.3	0	306	96	223.0	18.1	1	305	97	58.5		195	
STEYER	9901YGV13	221.8	19.1	0	309	96	232.5	18.1	2	326	97	216.4	17.4	0	295	95	223.6	18.2	1	310	96	55.4		196	
DEKALB	DKC54-46	235.6	18.7	0	321	98	224.9	19.1	1	325	97	213.6	18.4	0	311	97	224.7	18.7	0	319	97	58.5		196	
SEED CONSULTANTS	SC 1047	220.6	19.6	0	327	98	230.0	20.2	0	324	91	205.3	17.7	0	285	88	218.6	19.2	0	312	92	55.6		196	
RUPP	XR 1634	214.3	19.2	2	285	94	232.6	19.4	2	289	96	232.5	19.0	0	276	92	226.5	19.2	1	284	94	55.6		197	
SEED CONSULTANTS	SC 10B36	218.2	18.9	0	321	98	234.5	19.7	1	324	96	213.5	19.1	0	277	87	222.1	19.2	0	307	94	57.5		200	
RUPP	XR 8775	210.1	19.3	0	281	93	233.3	19.6	1	290	96	210.0	18.9	6	282	91	217.8	19.3	2	284	93	57.3		200	
GARST	8676IT	234.3	19.8	0	329	99	240.7	19.4	0	319	97	220.3	19.0	0	302	92	231.8	19.4	0	316	96	55.1		197	
GREAT LAKES	5417	236.4	19.2	3	282	96	236.2	19.7	1	276	90	224.1	19.3	0	268	90	232.2	19.4	1	275	92	55.8		197	
DOEBLER'S	227.7	19.9	4	292	94	282	231.3	19.7	4	288	91	236.2	18.8	0	285	92	231.7	19.4	3	288	92	55.5		196	
DAIRYLAND	ST-5007	235.6	19.3	1	315	100	240.7	20.3	2	306	98	227.3	19.3	0	295	95	234.6	19.6	1	305	98	53.9		199	
GARST	8689IT	241.5	19.8	0	314	97	245.4	20.0	0	309	95	247.1	19.1	0	315	96	244.6	19.6	0	313	96	55.8		197	
PIONEER	36V75	236.1	19.8	0	324	99	253.1	20.4	0	335	98	236.4	19.0	0	336	96	241.9	19.7	0	332	98	53.7		198	
FIELDERS CHOICE	NG 6719	229.2	19.7	0	318	98	233.0	20.5	0	313	95	220.3	19.3	0	295	98	227.5	19.8	0	308	94	54.5		198	
DAIRYLAND	ST-4006	249.3	19.8	0	308	97	257.0	20.6	2	310	99	233.0	19.4	1	303	96	246.5	19.9	1	307	97	55.6		196	
LG SEEDS	240.5	19.4	0	308	97	250.6	21.3	0	311	96	248.3	19.3	0	292	92	246.5	20.0	0	304	95	55.2		196		
ICORN	227.8	20.8	0	315	97	222.3	20.4	0	310	96	203.9	18.7	0	306	92	218.0	20.0	0	311	95	56.7		196		
BIRD HYBRIDS	B58CL	231.2	21.1	0	317	98	225.5	20.2	2	304	96	223.1	18.8	0	298	93	226.6	20.0	1	306	96	54.9		198	
STEWART SEEDS	6K672	234.4	20.2	0	315	98	236.8	21.4	1	321	97	219.5	18.6	0	294	93	230.2	20.1	0	310	96	54.3		198	
T. A. SEEDS	TA570-11	224.0	20.1	0	318	97	234.8	20.7	3	320	97	220.3	19.6	1	310	98	226.4	20.1	1	316	97	56.5		200	
STEYER	10301 RRYGPL	222.3	21.1	0	304	98	220.1	20.4	0	315	96	211.0	19.0	0	297	92	217.8	20.2	0	305	95	57.0		196	
ICORN	107.VT4	238.9	20.5	0	334	98	251.2	20.7	1	335	98	234.9	19.4	0	310	93	241.7	20.2	0	326	96	53.6		198	
STEWART SEEDS	6T546	241.8	20.3	0	325	98	244.0	21.2	0	330	98	221.6	19.1	0	300	96	235.8	20.2	0	318	98	56.1		196	
RUPP	XR 1609	213.9	20.5	0	302	98	213.9	20.6	1	299	96	206.5	19.5	0	294	94	211.4	20.2	0	298	96	56.0		199	
CROWS	3848VT3	240.0	20.4	0	339	99	254.3	20.7	4	363	97	235.9	19.6	5	336	98	243.4	20.2	3	346	98	57.1		198	
CAMPBELL SEED	631-76VT3	225.2	20.7	0	289	93	232.5	20.8	0	299	96	217.6	19.3	0	290	91	225.1	20.3	0	293	93	56.7		196	
DEKALB	DKC57-47	222.8	20.0	0	288	94	238.7	21.6	5	277	90	228.0	19.3	0	276	91	229.8	20.3	2	280	92	56.0		202	
CAMPBELL SEED	55-23R2	222.9	21.0	0	338	98	236.0	20.4	0	330	98	222.4	19.6	0	311	95	227.1	20.3	0	326	97	56.7		198	
RUPP	XR 1745	224.3	20.6	0	293	97	244.3	21.2	0	290	98	241.6	19.2	0	295	96	236.7	20.3	0	293	97	54.8		199	
DYNA-GRO	55B49	225.5	20.9	0	321	100	232.0	20.3	1	346	99	209.1	20.0	0	323	93	222.2	20.4	0	330	97	56.4		196	
ICORN	106.VT2	239.3	20.6	0	340	100	245.0	20.9	0	335	99	219.3	19.6	1	326	97	234.5	20.4	0	334	99	56.3		198	
MYCOGEN SEEDS	2C597	226.4	21.3	0	310	99	231.2	21.3	2	319	97	241.7	18.5	0	324	97	233.1	20.4	1	318	98	54.9		202	
GARST	8562CBLL	232.4	20.9	0	330	99	243.5	21.1	0	341	99	234.7	19.2	0	320	93	236.9	20.4	0	330	97	52.7		199	
SEED CONSULTANTS	SC 10H27	218.3	20.8	4	326	98	230.4	20.9	0	324	96	226.8	19.5	3	317	93	225.2	20.4	2	322	96	55.8		200	
CROWS	4223T	229.7	20.7	0	302	94	225.6	21.1	0	304	97	225.3	19.4	0	313	96	226.9	20.4	0	306	96	54.6		197	
SEED CONSULTANTS	SC 10MT37	219.2	20.9	0	320	93	226.9	20.5	0	314	91	200.3	19.9	0	274	83	215.5	20.4	0	303	89	56.4		197	
GRIES SEED FARM	YP 8603R	216.7	21.1	0	292	94	227.3	20.8	0	303	95	218.2	19.6	0	266	87	220.7	20.5	0	287	92	56.4		200	
DEKALB	DKC57-79	241.1	20.4	0	320	99	248.2	20.9	0	316	98	240.7	20.2	0	303	96	243.4	20.5	0	313	98	56.1		196	
EBBERTS	E2708RRCBRW	240.0	20.6	0	323	100	241.5	20.7	2	321	98	225.3	20.4	0	316	98	235.6	20.5	1	320	99	54.2		199	
EBBERTS	E2708RWCB	223.9	21.1	0	303	98	240.6	20.8	4	300	96	219.5	19.9	0	305	96	228.0	20.6	1	303	97	54.4		199	
GREAT LAKES	5377G3	213.9	20.0	0	315	100	208.0	21.5	1	303	97	189.9	20.4	0	298	96	203.9	20.7	0	305	98	56.8		197	
FIELDERS CHOICE	NG 6686	235.9	20.4	0	330	97	235.2	21.8	8	347	95	221.9	20.0	7	311	91	231.0	20.7	5	330	94	56.8		200	
ICORN	108.VT9	228.7	21.6	0	279	87	228.3	21.0	0	268	84	211.2	19.7	0	263	83	222.7	20.8	0	270	85	53.1		195	
BIRD HYBRIDS	B59A	200.3	19.8	0	302	96	220.0	21.8	3	310	97	195.7	20.8	2	292	94	205.3	20.8	1	301	96	54.5		200	
DOEBLER'S	660BVR	234.9	20.8	0	316	99	251.8	21.2	3	329	97	223.2	20.9	0	310	98	236.6	20.9	1	318	98	53.4		201	
DOEBLER'S	648ARB	221.9	20.9	1	341	97	251.6	21.5	1	336	97	226.7	20.4	0	330	94	233.4	21.0	1	336	96	53.0		202	
BIRD HYBRIDS	B64F	224.1	20.5	0	311	97	242.2	21.9	1	304	96	223.6	20.5	3	289	93	230.0	21.0	1	302	95	54.4		199	
RUPP	XR 8024	227.2	21.8	0	326	95	242.2	21.2	0	320	96	212.3	20.5	0	310	95	227.2	21.1	0	319	96	55.8		201	
PIONEER	35H42	240.4	22.2	0	332	98	248.7	21.7	0	342	97	234.5	20.5	0	337	97	241.2	21.5	0	337	97	58.9		201	
CAMPBELL SEED	65-73R2	236.1	21.9	0	287	91	230.8	22.1	0	283	92	224.7	20.6	0	289	92	230.5	21.5	0	286	92	55.6		199	
MIDWEST SEED GENETICS	76483 S	253.3	22.4	0	333	99	267.9	22.4	1	346	99	232.0	20.0	3	324	94	251.1	21.6	1	334	97	54.9		196	
SEED CONSULTANTS	SC 10MT87	249.7	21.4	0	303	97	260.7	23.1	3	297	91	240.7	20.6	0	292	94	250.4	21.7	1	297	94	53.9		200	
RUPP	XR 8756	230.8	22.3	0	300	98	251.9	22.2	0	297	97	213.3	21.2	0	278	91	232.0	21.9	0	292	95	52.3		199	
BIRD HYBRIDS	B63CLL	217.4	21.7	0	330	97	234.3	23.1	2	327	97	215.0	21.7	1	292	89	222.2	22.2	1	316	94	55.0		201	
EBBERTS	E2808RRCBRW	251.0	22.4	0	326	99	262.3	23.4	6	325	99	249.6	20.9	1	299	94	254.3	22.2	2	317	97	53.4		201	
SEED CONSULTANTS	SC 10HX88	235.1	22.9	0	317	95	235.3	23.2	0	324	96	204.6	22.8	0	297	91	225.0	23.0	0	312	94	54.4		201	
HIGH		253.3	22.9	4	341	100	267.9	23.4	8	363	99	249.6	22.8	7	337	98	254.3	23.0	5	346	99	58.9		202	
AVERAGE																									

TABLE 7L. Performance of hybrids in the full season trial. NORTH CENTRAL AND NORTHEASTERN Ohio, 2007.

BRAND	HYBRID	BUCYRUS					WOOSTER					BELLLOT					SUMMARY					CHARACTERISTICS							
		YIELD	MST	LDG	STD	EMG	YIELD	MST	LDG	STD	EMG	YIELD	MST	LDG	STD	EMG	YIELD	MST	LDG	STD	EMG	YIELD	MST	LDG	STD	EMG	TW	SILK	DAY
T. A. SEEDS	TA678-13	229.9	21.0	0	268	89	232.3	20.5	0	265	86	203.9	21.5	0	232	79	222.1	21.0	0	255	84	54.6	200						
ICORN	110.RWBR5	224.0	21.1	1	293	94	213.1	20.7	0	290	94	224.2	21.6	0	276	89	220.4	21.1	0	286	92	54.5	201						
CAMPBELL SEED	66-93R2	234.5	20.7	0	316	97	229.5	20.8	0	310	95	222.3	22.1	0	309	93	228.8	21.2	0	312	95	54.0	201						
SEED CONSULTANTS	SC 10MT97	228.1	21.5	0	297	95	228.1	21.5	0	290	94	222.1	22.1	0	288	91	225.6	21.3	1	292	93	54.3	200						
GROWMARK FS	6277XRR	241.6	21.5	0	300	98	235.3	20.9	0	306	96	218.8	21.7	0	289	96	231.9	21.4	0	299	96	54.3	200						
DYNA-GRO	56B15	217.1	21.7	0	281	97	214.9	20.7	0	273	96	212.4	22.1	0	278	97	214.8	21.5	0	277	97	56.5	199						
GREAT LAKES	5961G3	243.2	21.1	0	295	97	220.6	21.1	0	287	95	212.8	22.5	0	298	97	225.5	21.6	0	293	96	54.7	196						
DEKALB	DKC61-22	249.1	21.6	2	318	98	250.2	21.4	0	316	98	250.0	22.2	0	326	98	249.8	21.7	1	320	98	54.2	200						
MYCOGEN SEEDS	2D675	225.8	21.9	0	311	100	232.0	20.9	0	318	96	228.4	22.9	0	317	98	228.7	21.9	0	315	98	52.6	199						
DEKALB	RX674RR2	244.0	22.5	0	356	100	240.7	22.5	0	353	99	224.5	22.9	4	327	95	236.4	22.3	1	346	98	55.1	199						
ICORN	109.RWBR4	217.7	23.1	0	311	96	234.5	21.6	0	321	98	220.6	22.4	0	317	98	224.2	22.4	0	317	97	55.0	201						
LG SEEDS	LG 2552VT3	242.4	22.2	0	293	96	256.4	22.1	0	308	98	227.0	22.8	0	294	97	242.0	22.4	0	298	97	51.6	199						
STEWART SEEDS	7K285	239.4	22.6	0	309	99	255.2	22.8	0	318	98	232.5	21.8	2	315	95	242.4	22.4	1	314	97	56.9	200						
MIDWEST SEED GENETICS	76802 B	250.1	22.4	0	311	98	258.1	22.4	0	313	98	241.5	22.7	2	302	94	249.9	22.5	1	309	97	54.5	197						
T. A. SEEDS	TA607-11	224.5	22.8	0	263	86	231.0	22.4	0	261	86	203.0	22.6	0	254	85	219.5	22.6	0	259	85	52.9	199						
CAMPBELL SEED	681-73	252.3	22.6	0	295	98	243.0	22.5	0	303	97	234.0	23.1	0	282	95	243.1	22.7	0	293	97	54.1	200						
MIDWEST SEED GENETICS	77125 T	276.4	21.8	0	325	98	258.0	23.4	0	325	97	236.7	23.3	4	297	93	257.0	22.8	1	316	96	54.0	200						
GROWMARK FS	6474XRR	216.8	22.6	0	315	99	223.9	22.5	1	310	97	213.4	23.5	0	310	97	218.0	22.8	0	312	98	55.1	200						
SEED CONSULTANTS	SC 10BL96	234.0	24.1	0	303	96	257.0	22.6	0	337	95	213.4	22.3	0	297	92	234.8	23.0	0	312	95	52.6	201						
STEWART SEEDS	7N230	249.6	22.9	0	316	99	259.4	23.9	0	309	98	248.8	22.3	0	311	98	252.6	23.0	0	312	98	52.1	202						
DEKALB	RX754RR2YGPL	239.9	22.5	0	323	99	226.7	23.7	0	323	96	221.5	23.0	0	310	93	229.4	23.1	0	318	96	53.2	200						
ICORN	112.VT1	240.3	23.1	0	319	99	250.8	22.6	0	330	99	238.5	23.6	0	311	97	243.2	23.1	0	320	98	56.0	199						
CAMPBELL SEED	69-36VT3	250.5	22.4	0	300	98	258.0	23.9	0	300	97	246.3	23.4	0	306	97	251.6	23.2	0	302	97	54.3	198						
LG SEEDS	LG 2614BRR	235.7	23.5	0	335	97	245.1	23.4	0	367	100	228.9	22.8	7	314	97	236.5	23.2	2	339	98	54.7	201						
GARST	8452CBLL	246.6	23.0	3	317	99	251.0	23.3	0	319	99	215.9	23.4	0	318	97	237.8	23.2	1	318	98	52.5	201						
CAMPBELL SEED	68-63R2	250.1	23.6	0	311	97	255.8	23.4	0	316	98	242.6	23.2	0	308	93	249.5	23.4	0	312	96	54.1	200						
SEED CONSULTANTS	SC 11BL07	255.5	25.3	0	298	98	272.1	22.9	0	326	96	237.9	22.1	0	294	97	255.2	23.4	0	306	97	52.5	199						
ICORN	109.VT8	245.6	23.9	0	304	94	222.4	23.4	0	283	89	220.0	23.1	0	273	86	229.4	23.4	0	287	90	54.9	200						
ICORN	110.RWBR7	247.9	23.0	0	292	97	245.1	23.7	0	302	96	230.2	23.6	1	267	84	241.1	23.4	1	287	93	53.8	199						
STEWART SEEDS	81339	253.2	22.1	0	308	97	264.8	24.6	1	332	99	242.7	23.6	0	298	93	253.6	23.5	0	313	96	54.0	199						
SEED CONSULTANTS	SC 11HX08	244.3	23.7	0	284	93	249.6	23.0	0	309	95	217.8	23.6	0	273	88	237.2	23.5	0	289	92	53.3	201						
EBBERTS	E2711CB	243.2	24.3	0	302	96	243.8	23.1	0	295	92	228.3	23.0	1	303	95	238.5	23.5	0	300	94	51.9	200						
DEKALB	DKC62-99	237.7	22.9	0	315	99	235.5	24.4	0	308	98	237.8	23.3	0	326	99	237.0	23.5	0	316	99	53.7	197						
DEKALB	DKC61-66	256.7	22.6	0	298	95	243.2	25.1	0	283	92	244.3	22.8	0	295	94	248.1	23.5	0	292	93	53.9	196						
CROWS	4846T	251.7	24.2	0	313	98	260.3	23.9	1	323	98	234.6	22.5	6	321	97	248.9	23.5	2	319	98	54.0	200						
SEED CONSULTANTS	SC 11VTT27	234.7	23.7	0	308	99	222.1	23.0	0	292	96	210.0	24.0	1	282	96	222.3	23.6	0	294	97	52.9	201						
STEWART SEEDS	7K456	238.3	24.5	0	290	94	239.3	23.8	0	288	92	241.0	22.7	1	285	94	239.5	23.7	0	288	93	53.9	199						
SEED CONSULTANTS	SC 11VTT16	233.5	24.5	0	310	98	236.4	23.8	0	314	98	221.0	22.8	0	299	96	230.3	23.7	0	308	97	55.4	201						
ICORN	111.VT9	236.5	24.0	0	319	98	239.2	23.8	0	325	100	206.0	23.4	0	297	96	227.2	23.7	0	313	98	53.1	200						
EBBERTS	E2811HRWCB	233.5	24.5	0	323	96	223.0	23.5	0	308	94	215.1	23.3	0	305	94	223.9	23.8	0	312	94	54.3	201						
DEKALB	RX715VT3	252.1	23.8	0	323	97	252.4	24.2	1	323	98	224.9	23.3	2	300	93	243.1	23.8	1	315	96	53.8	200						
CAMPBELL SEED	X682-71	241.0	24.7	0	292	94	244.0	23.5	0	295	98	234.4	23.3	0	293	97	239.8	23.8	0	293	96	53.1	198						
FIELDERS CHOICE	NG 6793	241.7	23.8	0	311	99	223.9	24.2	0	326	99	212.8	23.6	1	311	97	226.2	23.8	0	316	98	53.2	199						
FIELDERS CHOICE	NG 6790	239.2	24.4	0	304	98	251.5	25.1	0	309	97	238.2	23.1	2	297	96	242.9	24.2	1	303	97	53.9	201						
PIONEER	33T59	236.1	24.0	0	311	99	231.2	24.7	0	324	96	228.9	24.5	0	326	95	232.1	24.4	0	320	97	53.1	200						
EBBERTS	E2610RWCB	239.7	26.2	0	321	95	246.4	23.9	0	309	94	221.1	23.2	0	300	94	235.7	24.4	0	310	94	55.5	201						
LG SEEDS	LG 2605BRR	231.3	26.1	2	295	98	253.2	23.8	0	309	97	243.7	23.7	0	297	93	242.7	24.5	1	300	96	52.9	201						
EBBERTS	E2610VT3	241.5	26.2	0	297	95	240.5	24.9	0	302	96	227.8	23.6	0	300	96	236.6	24.9	0	299	96	54.6	201						
GROWMARK FS	6241XRR	236.7	25.2	0	287	95	233.7	25.4	0	290	96	217.8	24.2	0	284	96	229.4	24.9	0	287	96	54.1	202						
DEKALB	DKC63-42	265.8	25.1	0	310	99	267.3	25.5	0	314	98	250.0	24.3	0	311	98	261.0	25.0	0	312	98	53.4	201						
DAIRYLAND	ST-9615	250.2	25.8	0	288	94	231.3	24.2	0	273	90	228.9	25.1	0	267	86	236.8	25.1	0	276	90	52.6	201						
PIONEER	34P94	256.9	25.3	0	315	99	255.6	25.9	0	318	100	240.6	24.5	0	304	97	251.0	25.3	0	312	99	53.5	201						
GROWMARK FS	6363XRR	206.2	27.8	0	268	93	238.7	25.3	0	277	94	212.5	23.2	0	273	94	219.1	25.4	0	273	93	53.6	203						
ICORN	114.RWBR4	242.1	26.0	0	293	91	237.9	25.9	0	295	92	226.6	24.5	0	289	92	235.5	25.4	0	292	92	53.9	200						
T. A. SEEDS	TA780-13	239.7	26.0	0	293	99	246.8	25.4	1	287	96	234.4	25.8	0	281	96	240.3	25.7	0	287	97	51.9	203						
PIONEER	33A88	218.2	25.7	0	288	97	247.7	26.0	0	281	97	241.2	26.1	0	283	93	235.7	26.0	0	284	96	54.1	204						
HIGH		276.4	27.8	3	356	100	272.1	26.0	2	367	100	250.0	26.1	7	327	99	261.0	26.0	2	346	99	56.9	204						
AVERAGE		240.3	23.6	0	304	97	242.1	23.3	0	307	96	227.8	23.2	1	297	94	236.7	23.3	0	303	96	53.9	200						
LOW		206.2																											

TABLE 8. Two year hybrid performance in NORTH CENTRAL AND NORTHEASTERN Ohio, 2006-2007.

BRAND	HYBRID	BUCYRUS					WOOSTER					SUMMARY					CHARACTERISTICS	
		HARV		STK		FINAL	HARV		STK		FINAL	HARV		STK		FINAL	TW	SILK
		YIELD	MST	LDG	STD	EMG	YIELD	MST	LDG	STD	EMG	YIELD	MST	LDG	STD	EMG		
		BU/A	-----%	-----%	100/A	--%--	BU/A	-----%	-----%	100/A	--%--	BU/A	-----%	-----%	100/A	--%--	LBS	DAY
SEED CONSULTANTS	SC 10B36	182.7	18.0	6	311	96	209.0	19.4	2	303	95	195.8	18.7	4	307	96	57.7	202
DEKALB	DKC54-46	212.3	18.6	6	315	98	211.9	19.1	14	316	98	212.1	18.8	10	316	98	58.6	199
GARST	8676IT	200.9	18.9	1	303	95	224.9	19.4	2	308	97	212.9	19.2	1	306	96	55.8	201
DAIRYLAND	ST-5007	192.4	19.0	26	310	97	226.7	19.8	9	311	96	209.6	19.4	18	310	97	54.5	203
GARST	8689IT	229.2	19.2	4	303	94	225.1	20.2	1	303	94	227.1	19.7	2	303	94	56.4	201
SEED CONSULTANTS	SC 10H27	194.3	20.0	15	315	97	215.5	20.3	3	321	96	204.9	20.1	9	318	96	56.8	203
RUPP	XR 1609	181.4	19.8	1	303	97	197.2	20.8	2	311	96	189.3	20.3	1	307	96	56.8	202
DEKALB	DKC57-79	199.8	19.9	6	311	99	233.1	20.9	4	314	99	216.4	20.4	5	313	99	57.2	200
BIRD HYBRIDS	B58CL	198.2	20.5	25	308	97	220.0	20.4	17	327	98	209.1	20.4	21	318	97	55.7	201
EBBERTS	E2708RWCB	204.9	20.7	1	297	97	225.9	21.1	3	295	96	215.4	20.9	2	296	96	55.0	202
RUPP	XR 1745	212.2	20.7	5	296	97	226.0	21.5	19	292	99	219.1	21.1	12	294	98	55.7	202
RUPP	XR 8024	211.2	21.3	3	309	95	221.5	21.0	1	302	94	216.4	21.2	2	305	95	56.7	203
DEKALB	DKC61-22	209.6	21.2	3	311	97	238.3	22.0	10	320	99	224.0	21.6	6	315	98	55.2	203
SEED CONSULTANTS	SC 10MT87	209.4	20.6	1	289	94	232.2	23.0	4	289	93	220.8	21.8	2	289	94	55.0	203
SEED CONSULTANTS	SC 10BL96	211.3	21.7	1	282	93	240.6	22.2	3	315	95	226.0	22.0	2	299	94	53.3	204
DEKALB	RX674RR2	210.5	21.8	2	329	96	224.5	22.4	1	326	97	217.5	22.1	2	327	97	55.5	202
SEED CONSULTANTS	SC 11BL07	225.7	22.9	4	295	98	253.4	22.7	1	311	97	239.6	22.8	2	303	97	53.1	201
GARST	8452CBLL	219.7	22.3	2	309	97	232.1	23.4	0	298	96	225.9	22.9	1	304	96	53.5	203
GROWMARK FS	6363XRR	187.4	24.3	2	285	95	238.8	24.5	0	289	96	213.1	24.4	1	287	96	54.7	205
HIGH		229.2	24.3	26	329	99	253.4	24.5	19	327	99	239.6	24.4	21	327	99	58.6	205
AVERAGE		204.9	20.6	6	304	96	226.1	21.3	5	308	96	215.5	20.9	5	306	96	55.6	202
LOW		181.4	18.0	1	282	93	197.2	19.1	0	289	93	189.3	18.7	1	287	94	53.1	199

TABLE 9. Three year hybrid performance in NORTH CENTRAL AND NORTHEASTERN Ohio, 2005-2007.

BRAND	HYBRID	BUCYRUS					WOOSTER					SUMMARY					CHARACTERISTICS	
		HARV		STK		FINAL	HARV		STK		FINAL	HARV		STK		FINAL	TW	SILK
		YIELD	MST	LDG	STD	EMG	YIELD	MST	LDG	STD	EMG	YIELD	MST	LDG	STD	EMG		
		BU/A	-----%	-----%	100/A	--%--	BU/A	-----%	-----%	100/A	--%--	BU/A	-----%	-----%	100/A	--%--	LBS	DAY
SEED CONSULTANTS	SC 10B36	184.6	18.7	4	307	95	199.2	19.5	1	303	95	191.9	19.1	3	305	95	57.9	203
GARST	8676IT	199.5	19.5	1	301	95	209.9	19.9	2	313	97	204.7	19.7	1	307	96	56.1	202
GARST	8689IT	222.4	19.8	3	299	94	213.7	20.6	1	307	95	218.1	20.2	2	303	94	56.4	201
RUPP	XR 1609	177.5	20.1	1	312	97	185.9	21.3	2	315	96	181.7	20.7	2	313	96	56.8	203
BIRD HYBRIDS	B58CL	196.5	20.8	17	301	95	207.3	21.0	13	321	98	201.9	20.9	15	311	97	55.4	201
RUPP	XR 1745	212.0	21.1	4	293	98	211.1	21.8	14	296	99	211.6	21.4	9	294	98	55.8	203
HIGH		222.4	21.1	17	312	98	213.7	21.8	14	321	99	218.1	21.4	15	313	98	57.9	203
AVERAGE		198.8	20.0	5	302	95	204.5	20.7	5	309	97	201.6	20.3	5	306	96	56.4	202
LOW		177.5	18.7	1	293	94	185.9	19.5	1	296	95	181.7	19.1	1	294	94	55.4	201

TABLE 10. Combined regional summary of hybrid performance, 2007.

BRAND	HYBRID	WESTERN OHIO (6 SITES)										STATEWIDE ALL REGIONS (9 SITES)								
		HARV			STK			FINAL				HARV			STK			FINAL		
		YIELD	MST	LDG	STD	EMG	TW	SILK	PROT	OIL	STARCH	YIELD	MST	LDG	STD	EMG	TW	SILK		
BU/A	-----%	-----	100/A	--%--	LBS	DAY	-----%	-----	-----	BU/A	-----%	-----	100/A	--%--	LBS	DAY				
PIONEER	36V75	218.5	16.5	0	318	94	57.2	195	8.5	3.4	60.5	226.3	17.6	0	323	95	56.0	196		
CROWS	4223T	215.1	16.9	0	299	93	59.0	193	7.8	3.5	60.9	219.0	18.0	0	301	94	57.6	194		
DEKALB	DKC57-47	209.0	17.0	1	290	92	60.1	197	8.7	4.0	59.8	215.9	18.1	1	287	92	58.7	198		
CAMPBELL SEED	631-76VT3	205.0	17.1	0	293	93	60.0	192	8.4	3.8	60.7	211.7	18.2	0	293	93	58.9	193		
CAMPBELL SEED	66-93R2	205.3	17.2	0	305	93	58.5	195	8.1	3.5	59.6	213.1	18.5	0	307	94	57.0	197		
MIDWEST SEED GENETICS	76864 VTRR2	225.0	17.3	0	324	95	56.9	194	8.2	3.7	59.2									
RUPP	XR 8045	203.7	17.4	2	289	97	60.1	193	8.9	3.7	59.7									
STEYER	1095 RRYGPL	206.0	17.5	0	290	91	58.3	197	8.1	3.5	59.8									
BIRD HYBRIDS	B64R	213.2	17.5	1	311	95	58.9	197	8.0	3.5	59.4									
GRIES SEED FARM	YP 8610R	216.8	17.5	0	291	95	59.3	193	8.1	3.7	59.5									
SEED CONSULTANTS	SC 10MT97	203.9	17.6	0	288	92	58.8	196	7.9	3.6	59.4	211.2	18.8	0	289	92	57.3	197		
DEKALB	DKC61-22	218.3	17.6	0	317	97	59.1	194	8.1	3.9	60.1	228.8	19.0	0	318	97	57.4	196		
EBBERTS	E2808RRCBRW	228.2	17.6	0	314	96	58.5	195	8.6	4.0	58.9	236.9	19.2	1	315	96	56.8	197		
EBBERTS	E2708RRCBRW	212.2	17.7	0	319	97	58.3	195	7.8	3.7	58.9	220.0	18.6	1	319	97	57.0	197		
EBBERTS	E2708RWCB	213.1	17.7	0	300	94	58.7	195	8.1	3.6	58.4	218.0	18.7	0	301	95	57.2	197		
MIDWEST SEED GENETICS	76802 B	218.9	17.8	1	311	96	59.2	192	8.5	3.3	59.0	229.2	19.4	1	310	96	57.6	194		
ICORN	110.RWBR5	211.8	17.8	1	287	90	58.4	194	7.9	3.5	59.2	214.7	18.9	1	287	91	57.1	196		
LG SEEDS	LG 2552VT3	227.5	17.9	1	307	96	56.5	194	8.0	3.8	57.6	232.3	19.4	0	304	96	54.9	196		
CAMPBELL SEED	69-36VT3	226.2	17.9	1	303	96	58.6	193	7.4	3.5	60.2	234.7	19.7	0	303	96	57.2	195		
ICORN	112.VT3	226.6	17.9	1	314	97	58.3	195	7.5	3.6	60.4									
DEKALB	RX674RR2	210.5	17.9	1	329	96	59.0	195	7.9	3.6	60.0	219.2	19.4	1	335	97	57.7	196		
STEWART SEEDS	8T339	226.6	18.0	0	314	98	58.7	194	7.6	3.4	59.6	235.6	19.8	0	313	97	57.1	196		
DEKALB	DKC61-66	223.0	18.0	0	281	91	58.9	193	8.3	3.6	58.9	231.4	19.8	0	285	92	57.2	194		
RUPP	XR 8715	226.6	18.0	2	301	96	58.5	194	8.3	3.8	59.4									
BECK	5444VT3	229.0	18.0	1	324	97	58.5	195	8.3	4.0	59.5									
PORTER HYBRIDS	4411	225.3	18.1	1	327	97	58.1	195	8.2	3.8	59.3									
SEED CONSULTANTS	SC 11HX08	209.8	18.2	0	290	91	57.8	196	8.3	3.7	59.0	219.0	19.9	0	289	91	56.3	198		
ICORN	112.VT1	204.5	18.2	0	318	98	59.7	195	8.1	3.7	59.7	217.4	19.8	0	319	98	58.5	197		
DEKALB	DKC63-42	232.7	18.3	0	312	97	58.0	194	8.2	3.6	58.2	242.1	20.5	0	312	97	56.4	196		
SEED CONSULTANTS	SC 10MT87	218.3	18.3	0	293	92	58.9	197	8.5	3.9	58.4	229.0	19.4	1	294	93	57.2	198		
GARST	8452CBLL	214.3	18.3	1	315	96	56.8	196	7.4	3.4	59.0	222.2	19.9	1	316	97	55.4	198		
SEED CONSULTANTS	SC 11VTT27	216.5	18.3	1	305	96	56.9	198	8.2	3.5	58.2	218.4	20.0	0	301	96	55.6	199		
RUPP	XR 8285	209.8	18.3	0	297	96	57.5	194	8.1	3.5	58.6									
SEED CONSULTANTS	SC 10BL96	207.3	18.3	0	317	96	57.4	196	8.2	3.6	59.1	216.5	19.9	0	316	96	55.8	197		
SEED CONSULTANTS	SC 11BL07	219.1	18.3	0	305	94	56.6	193	7.5	3.5	58.8	231.1	20.0	0	305	95	55.2	195		
CAMPBELL SEED	681-73	217.7	18.4	0	298	95	58.9	194	7.6	3.5	58.5	226.1	19.9	0	296	96	57.3	196		
PIONEER	35H42	217.2	18.4	0	340	97	62.2	197	8.4	3.3	60.7	225.2	19.5	0	339	97	61.1	198		
EBBERTS	E2610RWCB	208.0	18.5	0	311	94	59.9	196	8.6	3.7	59.2	217.2	20.5	0	311	94	58.4	197		
BECK	5555CBWRWR	217.8	18.6	0	324	96	60.4	193	8.1	3.9	58.5									
MIDWEST SEED GENETICS	77125 T	219.9	18.6	0	316	96	59.3	194	8.2	3.8	58.0	232.3	20.0	1	316	96	57.5	196		
CAMPBELL SEED	68-63R2	217.2	18.6	1	316	96	59.1	194	8.1	3.6	57.8	228.0	20.2	0	315	96	57.4	196		
SEED CONSULTANTS	SC 11VTT16	203.1	18.6	0	304	96	59.3	195	8.2	3.8	59.1	212.2	20.3	0	305	96	58.0	197		
DEKALB	DKC62-99	211.1	18.7	0	309	96	59.5	193	7.8	3.7	59.1	219.8	20.3	0	312	97	57.5	194		
CROWS	4846T	218.5	18.8	0	321	96	59.1	194	8.1	3.8	57.9	228.6	20.3	1	321	96	57.4	196		
EBBERTS	E2711CB	208.6	18.8	0	283	88	56.0	194	7.7	3.5	58.4	218.6	20.3	0	289	90	54.7	196		
SEED CONSULTANTS	SC 11VTT28	210.7	18.8	0	292	92	59.8	197	7.5	3.6	59.3									
FIELDERS CHOICE	NG 6793	209.8	18.9	0	318	97	59.2	194	8.4	3.9	57.5	215.3	20.5	0	318	98	57.2	196		
DEKALB	RX715VT3	222.6	18.9	0	314	97	58.8	194	8.0	3.7	58.0	229.4	20.5	1	314	97	57.1	196		
ICORN	110.RWBR7	216.5	18.9	0	298	93	59.0	194	8.0	3.7	58.2	224.7	20.4	0	294	93	57.3	196		
ICORN	111.VT9	210.8	18.9	0	316	97	59.3	194	8.2	3.9	58.1	216.3	20.5	0	315	97	57.2	196		
FIELDERS CHOICE	NG 6780	208.3	18.9	3	310	97	58.8	194	8.4	3.8	57.2	219.9	20.7	2	308	97	57.2	196		
CROWS	4984T	199.9	19.0	0	317	96	60.0	195	8.6	3.7	57.7									
STEWART SEEDS	7K456	204.4	19.0	0	287	90	59.4	194	8.4	3.8	57.6	216.1	20.6	0	287	91	57.5	195		
ICORN	114.RWBR4	212.9	19.1	0	290	91	59.2	195	7.8	3.9	58.3	220.5	21.2	0	291	91	57.4	197		
MIDWEST SEED GENETICS	78134 T	205.0	19.1	0	324	97	59.8	195	8.2	3.8	58.3									
PIONEER	33T59	207.7	19.1	0	316	96	57.5	196	8.2	3.4	57.9	215.8	20.9	0	318	96	56.1	197		
SEED CONSULTANTS	SC 10HX88	199.3	19.2	1	311	92	59.8	197	8.7	4.0	58.3	207.8	20.4	0	311	93	58.0	198		
EBBERTS	E2811HRWCB	191.6	19.2	0	308	93	59.6	196	8.4	4.1	58.1	202.3	20.7	0	310	93	57.8	198		
ICORN	109.VT8	209.5	19.2	0	295	90	59.2	195	8.4	3.7	57.7	216.1	20.6	0	292	90	57.8	197		
DEKALB	RX754RR2/YGPL	208.6	19.2	0	327	97	59.8	195	8.5	3.9	57.8	215.5	20.5	0	324	97	57.6	197		
EBBERTS	E2610VT3	208.8	19.3	0	297	94	59.1	196	8.5	3.8	58.3	218.1	21.1	0	298	95	57.6	198		
BIRD HYBRIDS	B82HXLL	202.4	19.3	1	312	94	57.9	195	7.7	3.8	58.5									
SEED CONSULTANTS	SC 11HR17	201.4	19.4	0	329	96	57.4	197	8.1	3.8	57.9									
MYCOGEN SEEDS	2T787	210.1	19.5	0	294	95	56.9	198	7.7	3.6	57.2									
PIONEER	33A88	213.9	20.4	0	277	96	58.6	197	7.7	3.6	57.1	221.2	22.2	0	279	96	57.1	199		
HIGH		232.7	20.4	3	340	98	62.2	198	8.9	4.1	60.9	242.1	22.2	2	339	98	61.1	199		
AVERAGE		213.4	18.3	0	307	95	58.7	195	8.1	3.7	58.8	221.7	19.9	0	306	95	57.2	196		
LOW		191.6	16.5	0	277	88	56.0	192	7.4	3.3	57.1	202.3	17.6	0	279	90	54.7	193		
LSD .05		10.3	0.6	1	10	2	0.7	2	0.5	0.3	1.5	8.0	0.7	1	8	2	0.6	1		

TABLE 11. Performance of hybrids at COSHOCTON, Ohio, 2005-2007.

BRAND	HYBRID	2007						TWO YEAR AVERAGES						THREE YEAR AVERAGES								
		HARV		STK	FINAL		EMG	TW	HARV		STK	FINAL		EMG	TW	HARV		STK	FINAL		EMG	TW
		YIELD	MST	LDG	STD	100/A			--%--	LBS	YIELD	MST	LDG			STD	100/A	--%--	LBS	YIELD		
PIONEER	36V75	227.9	17.3	0	338	97	55.7															
LG SEEDS	LG 2532RWRR	222.3	17.7	0	303	96	58.0															
DOEBLER'S	555XY	234.9	18.2	0	297	92	56.9															
DAUGHERTY	D-294	201.7	18.4	0	327	95	58.4	213.6	19.1	2	318	94	57.2	199.8	19.3	2	313	94	57.1			
SEED CONSULTANTS	SC 10BL96	238.0	18.5	0	312	96	56.3	235.8	19.4	1	305	94	54.7									
DAUGHERTY	D-272	215.1	18.8	0	310	94	56.8															
CAMPBELL SEED	55-23R2	226.0	18.8	0	327	99	58.4															
CAMPBELL SEED	631-76VT3	224.5	18.9	0	302	95	59.2															
DAUGHERTY	D-304	225.3	18.9	0	318	93	56.1															
MIDWEST SEED GENETICS	76802 B	251.6	19.0	0	321	99	58.2															
DEKALB	DKC61-22	260.2	19.0	0	319	97	58.4															
CAMPBELL SEED	X682-71	234.7	19.1	0	298	94	58.2															
DEKALB	RX674RR2	237.4	19.1	0	376	99	57.8	236.0	20.3	4	352	98	55.9									
DAUGHERTY	D-289	230.6	19.1	0	303	91	56.2															
SEED CONSULTANTS	SC 10MT37	219.0	19.2	0	336	93	58.3															
CAMPBELL SEED	66-93R2	251.0	19.4	0	317	97	56.5															
SEED CONSULTANTS	SC 10MT97	230.6	19.7	0	298	93	56.3															
DOEBLER'S	660BVR	264.6	19.8	0	312	99	55.6															
DAUGHERTY	D-266	233.6	19.9	0	305	92	56.2															
LG SEEDS	LG 2552VT3	246.7	20.0	1	303	96	54.3															
PIONEER	35H42	241.5	20.1	0	363	98	60.4															
SEED CONSULTANTS	SC 11BL07	260.4	20.2	0	311	99	54.5															
CAMPBELL SEED	681-73	261.0	20.6	0	316	99	58.1															
CAMPBELL SEED	65-73R2	234.8	20.6	0	298	95	57.8															
CAMPBELL SEED	69-36VT3	251.8	20.7	0	303	96	56.8															
SEED CONSULTANTS	SC 11HX08	233.4	20.8	0	297	91	56.1															
DOEBLER'S	648ARB	249.4	20.9	0	336	98	55.1															
DEKALB	DKC64-23	240.3	20.9	0	322	97	58.6	237.1	21.8	0	323	97	56.5									
SEED CONSULTANTS	SC 11VTT16	240.1	21.0	0	309	97	58.6															
DAUGHERTY	D-320	238.3	21.0	0	319	99	57.6	229.9	21.5	0	314	95	56.2									
GARST	8452CBLL	237.9	21.0	0	320	97	54.8	222.1	21.9	0	308	94	54.0									
SEED CONSULTANTS	SC 11VTT28	244.2	21.1	0	298	94	58.6															
CAMPBELL SEED	68-63R2	250.0	21.2	0	323	97	57.8															
GARST	8350YG1	242.5	21.2	0	341	99	57.0	233.1	22.2	3	331	98	56.1	223.5	22.5	2	326	98	55.9			
LG SEEDS	LG 2614BtRR	246.4	21.3	0	348	98	57.5															
CROWS	4984T	227.5	21.3	0	321	97	58.6															
DAUGHERTY	D-350	240.1	21.3	0	272	87	56.2															
GARST	8488IT	249.4	21.3	0	325	98	56.4	240.1	22.1	1	321	97	55.4									
PIONEER	34P94	247.4	21.3	0	317	96	57.1															
SEED CONSULTANTS	SC 10MT87	253.4	21.4	0	299	95	57.4	244.8	21.4	0	295	94	56.3									
DEKALB	RX754RR2/YGPL	239.6	21.4	0	336	98	58.1															
LG SEEDS	LG 2605BtRR	242.3	21.4	0	294	94	56.1															
SEED CONSULTANTS	SC 11HR17	234.4	21.4	0	338	99	56.0															
PIONEER	33T59	218.4	21.5	0	325	98	57.0															
BIRD HYBRIDS	B78	215.7	21.5	0	286	97	58.2															
SEED CONSULTANTS	SC 10HX88	233.1	21.6	0	316	95	57.9															
GARST	8329	263.1	21.8	0	330	95	55.7															
DEKALB	DKC63-42	253.2	21.8	0	323	100	55.6															
SEED CONSULTANTS	SC 11VTT27	245.3	21.9	0	305	96	55.2															
CAMPBELL SEED	70-13R2	243.7	22.2	0	316	99	56.9															
MIDWEST SEED GENETICS	80134 T	248.9	22.3	0	327	97	56.6															
DEKALB	DKC65-47	229.4	22.4	0	291	92	57.6															
SEED CONSULTANTS	SC 1156	238.6	22.4	0	298	92	57.6	240.3	22.8	1	305	94	56.9									
PIONEER	33A88	255.2	22.6	0	295	99	57.5															
DOEBLER'S	786BVR	249.8	22.9	0	310	98	54.2															
HIGH		264.6	22.9	1	376	100	60.4	244.8	22.8	4	352	98	57.2	223.5	22.5	2	326	98	57.1			
AVERAGE		239.6	20.5	0	315	96	57.0	233.3	21.3	1	317	96	55.9	211.7	20.9	2	319	96	56.5			
LOW		201.7	17.3	0	272	87	54.2	213.6	19.1	0	295	94	54.0	199.8	19.3	2	313	94	55.9			
LSD .05		16.3	0.7		17	3	0.7															

SOIL TYPE CHAGRIN LOAM
 SOIL TEST (pH,P,K)
 PREVIOUS CROP SOYBEANS
 PLANTING /HARVEST DATES MAY 9/NOV. 1, 2007
 TILLAGE CONVENTIONAL
 FERTILIZER (N,P,K) 200, 40, 40
 COOPERATOR RIVERVIEW FFA
 COUNTY COSHOCTON

TABLE 12. Seed source, table location, technology traits, and fungicide and insecticide seed treatments

BRAND	SEED SOURCE	HYBRID NO.	---TABLE NO.---	TECHNOLOGY TRAITS*	FUNGICIDE SEED TREATMENT	INSECTICIDE SEED TREATMENT/RATE	
BECK	BECK'S HYBRIDS 6767 E. 276TH ST. ATLANTA, IN 46031 317-984-3508 beckshybrids.com	5333	4L		ApronXL / Maxim	Poncho 250	
		6733	1L		ApronXL / Maxim	Poncho 250	
		5244VT3	4E		BtCB,BtRW,RR	ApronXL / Maxim	Poncho 250
		5444VT3	1E, 4L, 10		BtCB,BtRW,RR	ApronXL / Maxim	Poncho 250
		5538HXT	4L		BtCB,BtRW,LL	ApronXL / Maxim	Poncho 250
		5555CBWRWR	1E, 4L, 10		BtCB,BtRW,RR	ApronXL / Maxim	Poncho 250
		5722HXT	1L, 4L		BtCB,BtRW,LL	ApronXL / Maxim	Poncho 250
		5816CBRR	1L		BtCB,RR	ApronXL / Maxim	Poncho 250
		6722CBWRWR	1L	BtCB,BtRW,RR	ApronXL / Maxim	Poncho 250	
BIO GENE SEEDS	BIO GENE SEEDS 5477 TRI-COUNTY HWY. SARDINIA, OH 45171 888-862-3276 biogeneseeds.com	BG 79V08	1E		BtCB,BtRW,RR	MaximXL	Poncho 250
		BG 80V08	1E		BtCB,BtRW,RR	MaximXL	Poncho 250
		BG 81V08	1L		BtCB,BtRW,RR	MaximXL	Poncho 250
		BG 82R08	1L		RR	MaximXL	Poncho 250
		BG 82V08	1L		BtCB,BtRW,RR	MaximXL	Poncho 250
BIRD HYBRIDS	BIRD HYBRIDS 3282 E. ST. RT. 18 TIFFIN, OH 44883 800-743-2473 birdhybrids.com	B58CL	4E, 7E		CL	Trilex	Poncho 250
		B59A	4E, 7E			Trilex	Poncho 250
		B60E	4E			Trilex	Poncho 250
		B63CLL	7E		LL	Trilex	Poncho 250
		B64F	4E, 7E			Trilex	Poncho 250
		B64G	1E			Trilex	Poncho 250
		B64R	1E, 4E, 10			Trilex	Poncho 250
		B66A	1E			Trilex	Poncho 250
		B74ABTLL	4E		BtCB,LL	Trilex	Poncho 250
		B76	1E			Trilex	Poncho 250
		B78	11			Trilex	Poncho 250
		B81DLL	1E		LL	Trilex	Poncho 250
				B82HXLL	1L, 4L, 10	BtCB,LL	Trilex
BO-JAC	BO-JAC SEED COMPANY 245 1500th AVENUE MT. PULASKI, IL 62548 800-397-2069 bo-jac.com	3860	4E			MaximXL	Poncho 250
		9378	4L		BtCB,LL	MaximXL	Poncho 250
CAMPBELL SEED	CAMPBELL SEED, INC. 1375 N. 800 W. TIPTON, IN 46072 800-788-5950 campbellseed.com	55-23R2	4E, 7E, 11		BtCB,BtRW,RR2	Maxim XL / Trilex	Poncho 250 / Actellic
		631-76VT3	1E, 4E, 7E, 10, 11		BtCB,BtRW,RR2	Maxim XL / Trilex	Poncho 250 / Actellic
		65-73R2	4E, 7E, 11		BtCB,BtRW,RR2	Maxim XL / Trilex	Poncho 250 / Actellic
		66-93R2	1E, 4L, 7L, 10, 11		BtCB,BtRW,RR2	Maxim XL / Trilex	Poncho 250 / Actellic
		681-73	1L, 4L, 7L, 10, 11		BtCB,BtRW	Maxim XL / Trilex	Poncho 250 / Actellic
		68-63R2	1E, 4L, 7L, 10, 11		BtCB,BtRW,RR2	Maxim XL / Trilex	Poncho 250 / Actellic
		69-36VT3	1L, 4L, 7L, 10, 11		BtCB,BtRW,RR2	Maxim XL / Trilex	Poncho 250 / Actellic
		70-13R2	1L, 11		BtCB,BtRW,RR2	Maxim XL / Trilex	Poncho 250 / Actellic
		X671-76VT	1E		BtRW,RR2	Maxim XL / Trilex	Poncho 250 / Actellic
		X682-71	1L, 4L, 7L, 11		BtCB	Maxim XL / Trilex	Poncho 250 / Actellic
CROW'S HYBRIDS	CROW'S HYBRIDS P.O. BOX 157 KENTLAND, IN 47951 800-331-7201 crowshybrid.com	3848VT3	4E, 7E		BtCB,BtRW,RR	Dynasty	Cruiser 250
		4223T	1E, 4E, 7E, 10		BtCB,BtRW,RR	Dynasty	Cruiser 250
		4846T	1E, 4L, 7L, 10		BtCB,BtRW,RR	Dynasty	Cruiser 250
		4984T	1L, 4L, 10, 11		BtCB,BtRW,RR	Dynasty	Cruiser 250
		5263T	1L		BtCB,BtRW,RR	Dynasty	Cruiser 250
DAIRYLAND	DAIRYLAND SEED CO., INC. P.O. BOX 958 WEST BEND, WI 53095 262-338-0163 dairylandseed.com	ST-4006	7E		BtRW,RR	Captan / Allegiance	Poncho 250
		ST-5007	4E, 7E		BtCB	Captan / Allegiance	Poncho 250
		ST-5014	4L		BtCB	Captan / Allegiance	Poncho 250
		ST-6006	4E		RR	Captan / Allegiance	Poncho 250
		ST-9211	4L		BtCB,BtRW,RR	Captan / Allegiance	Poncho 250
		ST-9615	4L, 7L		BtCB,BtRW,RR	Captan / Allegiance	Poncho 250
DAUGHERTY FARMS	DAUGHERTY FARMS 30927 CR 12 FRESNO, OH 43824 740-622-5101	D-266	11			Maxim XL	
		D-272	11			Maxim XL	
		D-289	11			Maxim XL	
		D-294	11			Maxim XL	
		D-304	11			Maxim XL	
		D-320	11			Maxim XL	
		D-350	11			Maxim XL	
DEKALB	MONSANTO COMPANY 800 N. LINDBERGH BLVD. ST. LOUIS, MO 63167 314-694-1000 monsanto.com	DKC53-18	4E, 7E		RR2	Apron Max	Poncho 250
		DKC54-46	4E, 7E		BtCB,BtRW,RR2	Apron Max	Poncho 250
		DKC57-47	1E, 4E, 7E, 10		RR2	Apron Max	Poncho 250
		DKC57-79	4E, 7E		BtCB,BtRW,RR2	Apron Max	Poncho 250
		DKC61-22	1L, 4L, 7L, 10, 11		RR2	Apron Max	Poncho 250
		DKC61-66	1L, 4L, 7L, 10		BtCB,BtRW,RR2	Apron Max	Poncho 250
		DKC62-99	1L, 4L, 7L, 10		BtCB,RR2	Apron Max	Poncho 250
		DKC63-42	1L, 4L, 7L, 10, 11		BtCB,BtRW,RR2	Apron Max	Poncho 250
		DKC63-74	1L		BtCB,BtRW,RR2	Apron Max	Poncho 250
		DKC64-23	1L, 11		BtRW,RR2	Apron Max	Poncho 250
		DKC65-47	1L, 11		RR2	Apron Max	Poncho 250
		RX674RR2	1E, 4L, 7L, 10, 11		RR2	Apron Max	Poncho 250
		RX715VT3	1L, 4L, 7L, 10		BtCB,BtRW,RR2	Apron Max	Poncho 250
		RX754RR2/YGPL	1L, 4L, 7L, 10, 11		BtCB,BtRW,RR2	Apron Max	Poncho 250
DOEBLER'S	DOEBLER'S INC. 202 TIADAGHTON AVE JERSEY SHORE, PA 17740 570-753-3210 doebler.com	555XY	7E, 11			Captan	Poncho 250
		648ARB	7E, 11		BtCB,RR	Captan	Poncho 250
		660BVR	7E, 11		BtCB,BtRW,RR	Captan	Poncho 250
		786BVR	11		BtCB,BtRW,RR	Captan	Poncho 250

TABLE 12 (con't). Seed source, table location, technology traits, and fungicide and insecticide seed treatments

BRAND	SEED SOURCE	HYBRID NO.	---TABLE NO.---	TECHNOLOGY TRAITS*	FUNGICIDE SEED TREATMENT	INSECTICIDE SEED TREATMENT/RATE		
DYNA-GRO	UAP DISTRIBUTION, INC. 140 OFFICE PARKWAY PITTSFORD, NY 14534 585-586-1330 dyna-groseed.com	55B49	4E, 7E					
		56B15	4L, 7L					
		57V05	1L					
		57V44	1L					
		57X23	1L					
EBBERTS	EBBERTS FIELD SEEDS, INC. 6840 N. St. Rt. 48 COVINGTON, OH 45318 888-802-5715 ebbertsfieldseeds.com	E2610RWCB	1E, 4L, 7L, 10	BtCB,BtRW	Maxim XL / Trilex / T22	Poncho 250		
		E2610VT3	1E, 4L, 7L, 10	BtCB,BtRW,RR	Maxim XL / Trilex / T22	Poncho 250		
		E2708RRCBRW	1E, 4E, 7E, 10	BtCB,BtRW,RR	Maxim XL / Trilex / T22	Poncho 250		
		E2708RWCB	1E, 4E, 7E, 10	BtCB,BtRW	Maxim XL / Trilex / T22	Poncho 250		
		E2711CB	1L, 4L, 7L, 10	BtCB	Maxim XL / Trilex / T22	Poncho 250		
		E2808RRCBRW	1E, 4E, 7E, 10	BtCB,BtRW,RR	Maxim XL / Trilex / T22	Poncho 250		
FIELDERS CHOICE	FIELDERS CHOICE 306 N. MAIN ST. MONTICELLO, IN 47960 800-321-3177 fielderschoicedirect.com	NG 6686	4E, 7E	BtCB,BtRW,RR2		Poncho 250		
		NG 6719	4E, 7E	BtCB,RR		Poncho 250		
		NG 6780	1L, 4L, 7L, 10	BtCB,RR		Poncho 250		
		NG 6793	1L, 4L, 7L, 10	BtCB,BtRW,RR2		Poncho 250		
		NG 6795	4L	RR		Poncho 250		
		NG 6811	1L	BtCB,BtRW,RR2		Poncho 250		
GARST	GARST SEED CO. 2369 330th ST. SLATER, IA 50244 888-GO-GARST garstseed.com	8329	1L, 11		Apron / Maxim / Dynasty	Cruiser 250		
		8350YG1	1L, 11	BtCB	Apron / Maxim / Dynasty	Cruiser 250		
		8353CBLL	1L	BtCB,LL	Apron / Maxim / Dynasty	Cruiser 250		
		8452CBLL	1L, 4L, 7L, 10, 11	BtCB,LL	Apron / Maxim / Dynasty	Cruiser 250		
		8488IT	1L, 11	IT	Apron / Maxim / Dynasty	Cruiser 250		
		8562CBLL	4E, 7E	BtCB,LL	Apron / Maxim / Dynasty	Cruiser 250		
		8581YPL/RR	4E	BtCB,BtRW,RR	Apron / Maxim / Dynasty	Cruiser 250		
		8676IT	4E, 7E	IT	Apron / Maxim / Dynasty	Cruiser 250		
		8689IT	4E, 7E	IT	Apron / Maxim / Dynasty	Cruiser 250		
		5417	7E	CL	Maxim / Apron	Poncho 250		
GREAT LAKES HYBRIDS	GREAT LAKES HYBRIDS 9915 W. M21 OVID, MI 48866 800-257-7333 greatlakeshybrids.com	5377G3	7E	BtCB,BtRW,RR	Maxim / Apron	Poncho 250		
		5961G3	7L	BtCB,BtRW,RR	Maxim / Apron	Poncho 250		
GRIES SEED	GRIES SEED FARMS, INC. 2348 N. FIFTH ST. FREMONT, OH 43420 419-332-5571 griesseed.com	YP 8603R	4E, 7E	BtCB,BtRW,RR2	Captan / Allegiance	Poncho 250		
		YP 8610R	1E, 4L, 10	BtCB,BtRW,RR2	Maxim XL	Poncho 250 / Actellic		
GRO-MOR	LUCKEY FARMERS, INC. 1200 W. MAIN ST. WOODVILLE, OH 43469 800-589-9711 luckeyfarmers.com	5670	4E		MaximXL / Trilex	Poncho 250		
GROWMARK FS	GROWMARK FS, INC. 811 CREEK RD. VOLANT, PA 16156 724-533-9926 growmarkfs.com	6241XRR	7L	BtCB,BtRW,RR	Maxim XL / Trilex	Poncho 250		
		6277XRR	7L	BtCB,BtRW,RR	Maxim XL / Trilex	Poncho 250		
		6363XRR	7L	BtCB,RR	Maxim XL / Trilex	Poncho 250		
		6474XRR	7L	BtCB,BtRW,RR	Maxim XL / Trilex	Poncho 250		
HUBNER SEED	HUBNER SEED 10280 WEST SR28 WEST LEBANON, IN 47991 765-893-4428 hubnerseed.com	H 3345	1E		Maxim XL / Trilex	Poncho 250		
		H 5444 VPR	1E	BtCB,BtRW,RR	Maxim XL / Trilex	Poncho 250		
		H 5466 VPR	1E	BtCB,BtRW,RR	Maxim XL / Trilex	Poncho 250		
ICORN	ICORN 792 N. PERU ST. CICERO, IN 46034 800-240-0101 icorn.com	105.RWBR4	4E, 7E	BtCB,BtRW,RR	Cruiser Extreme	Cruiser 250		
		106.VT2	4E, 7E	BtCB,BtRW,RR	Cruiser Extreme	Cruiser 250		
		107.VT4	4E, 7E	BtCB,BtRW,RR	Cruiser Extreme	Cruiser 250		
		108.VT9	4E, 7E	BtCB,BtRW,RR	Cruiser Extreme	Cruiser 250		
		109.RWBR4	4L, 7L	BtCB,BtRW,RR	Cruiser Extreme	Cruiser 250		
		109.VT8	1E, 4L, 7L, 10	BtCB,BtRW,RR	Cruiser Extreme	Cruiser 250		
		110.RWBR5	1E, 4L, 7L, 10	BtCB,BtRW,RR	Cruiser Extreme	Cruiser 250		
		110.RWBR7	1L, 4L, 7L, 10	BtCB,BtRW,RR	Cruiser Extreme	Cruiser 250		
		111.VT9	1L, 4L, 7L, 10	BtCB,BtRW,RR	Cruiser Extreme	Cruiser 250		
		112.VT1	1L, 4L, 7L, 10	BtCB,BtRW,RR	Cruiser Extreme	Cruiser 250		
		112.VT3	1L, 4L, 10	BtCB,BtRW,RR	Cruiser Extreme	Cruiser 250		
		114.RWBR4	1L, 4L, 7L, 10	BtCB,BtRW,RR	Cruiser Extreme	Cruiser 250		
		LG SEEDS	LG SEEDS 22827 SHISSLER RD. ELMWOOD, IL 61529 309-742-2211 lgseeds.com	LG 2514BtRR	4E	BtCB,RR2		Poncho 250
				LG 2532RWRR	4E, 7E, 11	BtRW,RR2		Poncho 250
LG 2552VT3	1E, 4L, 7L, 10, 11			BtCB,BtRW,RR2		Poncho 250		
LG 2605BtRR	4L, 7L, 11			BtCB,RR2		Poncho 250		
LG 2614BtRR	1L, 7L, 11			BtCB,RR2		Poncho 250		
LG 2625VT3	1L			BtCB,BtRW,RR2		Poncho 250		
MIDWEST SEED GENETICS	MIDWEST SEED GENETICS P.O. BOX 518 CARROLL, IA 51401 800-369-8218 midwestseed.com	76483 S	4E, 7E	BtCB,RR	Dynasty	Cruiser 250		
		76802 B	1E, 4L, 7L, 10, 11	BtCB	Dynasty	Cruiser 250		
		76864 VTRR2	1E, 4L, 10	BtRW,RR2	Dynasty	Cruiser 250		
		77125 T	1E, 4L, 7L, 10	BtCB,BtRW,RR	Dynasty	Cruiser 250		
		78134 T	1L, 4L, 10	BtCB,BtRW,RR	Dynasty	Cruiser 250		
		80134 T	1L, 11	BtCB,BtRW,RR	Dynasty	Cruiser 250		
		2C597	4E, 7E	BtCB,LL,RR	Apron / Maxim XL / Dynasty	Cruiser 250		
MYCOGEN SEEDS	MYCOGEN SEEDS 9330 ZIONSVILLE RD. INDIANAPOLIS, IN 46268 800-MYCOGEN mycogen.com	2D675	1E, 7L		Apron / Maxim XL / Dynasty	Cruiser 250		
		2K718	1L	BtCB,BtRW,RR	Apron / Maxim XL / Dynasty	Cruiser 250		
		2M748	1L	BtCB,BtRW,LL	Apron / Maxim XL / Dynasty	Cruiser 250		
		2T787	1L, 4L, 10	BtCB,BtRW,LL	Apron / Maxim XL / Dynasty	Cruiser 250		
NUTECH	NUTECH SEED, LLC 40321 130th AVENUE LELAND, IA, 50453 877-561-9067 yieldleader.com	0C-111 YGCB	4L	BtCB		Cruiser 250		
		0C-213 YGCB	4L	BtCB		Cruiser 250		
		0P-413 YGPL	4L	BtCB,BtRW		Cruiser 250		
		1N-411 CB/LL/RW	4L	BtCB,BtRW,LL		Cruiser 250		
		1X-511 HXT	4L	BtCB,BtRW,LL		Cruiser 250		
		1X-606 HXT	4E	BtCB,BtRW,LL		Cruiser 250		
		3A-308 RR	4E	RR		Poncho 250		
		3C-409 RR/YGCB	4E	BtCB,RR		Poncho 250		
		3P-808 RRYGPL	4E	BtCB,BtRW,RR2		Poncho 250		
		3P-911 RRYGPL	4L	BtCB,BtRW,RR2		Poncho 250		
		3T-009 VT3	4L	BtCB,BtRW,RR2		Poncho 250		
		3T-212 VT3	4L	BtCB,BtRW,RR2		Poncho 250		
		3T-213A VT3	4L	BtCB,BtRW,RR2		Poncho 250		
		3T-310 VT3	4L	BtCB,BtRW,RR2		Poncho 250		
		3T-310A VT3	4E	BtCB,BtRW,RR2		Poncho 250		
		3T-808A VT3	4E	BtCB,BtRW,RR2		Poncho 250		
		3W-313 RRYGRW	4L	BtRW,RR		Poncho 250		
		5B-909 GT/CB/LL	4L	BtCB,LL,RR		Cruiser 250		

TABLE 12 (con't). Seed source, table location, technology traits, and fungicide and insecticide seed treatments

BRAND	SEED SOURCE	HYBRID NO.	---TABLE NO.---	TECHNOLOGY TRAITS*	FUNGICIDE SEED TREATMENT	INSECTICIDE SEED TREATMENT/RATE
PFISTER	PFISTER HYBRID CORN CO. P.O. BOX 187 EL PASO, IL 61738 888-647-3478 pfisterhybrid.com	2575T	4L	BtCB,BtRW,RR	Apron / Maxim	Poncho 250
		2775RW-RR	1L	BtRW,RR	Apron / Maxim	Poncho 250
PIONEER	PIONEER HI-BRED INT'L, INC. 14171 CAROLE DRIVE BLOOMINGTON, IL 61704 800-950-3489 pioneer.com	32B83	1L	HXX/RR	Apron / Maxim / Dynasty	Poncho 250
		32T84	1L	HX1/RR	Apron / Maxim / Dynasty	Poncho 1250
		33A88	1L, 4L, 7L, 10, 11	HX1/RR	Apron / Maxim / Dynasty	Poncho 1250
		33F85	1L	RR	Apron / Maxim / Dynasty	Poncho 1250
		33T59	1L, 4L, 7L, 10, 11	HXX	Apron / Maxim / Dynasty	Poncho 250
		34P94	1L, 4L, 7L, 11	HXX	Apron / Maxim / Dynasty	Poncho 250
		35H42	1E, 4E, 7E, 10, 11	HX1/RR	Apron / Maxim / Dynasty	Poncho 1250
PORTER HYBRIDS	PORTER HYBRIDS, INC. 1683 S.R. 134 NORTH WILMINGTON, OH 45177 800-368-2676	4411	1L, 4L, 10	BtCB,BtRW,RR		Poncho 250
		5515	1L	BtCB,BtRW,RR		Poncho 250
RUPP	RUPP SEEDS, INC. 17919 CO. RD. B WAUSEON, OH 43567 800-700-1199 ruppseeds.com	XR 1609	7E		MaximXL	Cruiser 1250
		XR 1634	4E, 7E		MaximXL	Cruiser 1250
		XR 1745	4E, 7E		MaximXL	Cruiser 1250
		XR 8024	4E, 7E	BtCB,BtRW,RR	MaximXL	Cruiser 250
		XR 8045	1E, 4E, 10	BtCB,BtRW,RR	MaximXL	Cruiser 250
		XR 8285	1E, 4L, 10	BtCB,LL	MaximXL	Cruiser 1250
		XR 8715	1E, 4L, 10	BtCB,BtRW,RR	MaximXL	Cruiser 250
		XR 8756	4E, 7E	BtCB,RR	MaximXL	Cruiser 1250
SCHLESSMAN SEED	SCHLESSMAN SEED CO. 11513 ST. RT. 250 MILAN, OH 44846 419-499-2572 schlessman-seed.com	SX699YGPL/RR	4L	BtCB,BtRW,RR	Cruiser Extreme	Cruiser 250
		SX702YGPL/RR	4L	BtCB,BtRW,RR	Cruiser Extreme	Cruiser 250
SEED CONSULTANTS	SEED CONSULTANTS, INC. P.O. BOX 370 648 MIAMI TRACE RD. SW WASHINGTON C. H., OH 43160 800-708-2676 seedconsultants.com	SC 1047	4E, 7E		Apron / Maxim / Dynasty	Cruiser 250
		SC 10B36	4E, 7E	BtCB	Apron / Maxim / Dynasty	Cruiser 250
		SC 10BL96	1E, 4L, 7L, 10, 11	BtCB,LL	Apron / Maxim / Dynasty	Cruiser 250
		SC 10H27	4E, 7E	BtCB	Apron / Maxim / Dynasty	Cruiser 250
		SC 10HX88	1E, 4E, 7E, 10, 11	BtCB,BtRW	Apron / Maxim / Dynasty	Cruiser 250
		SC 10MT37	4E, 7E, 11	BtCB,BtRW,RR	Apron / Maxim / Dynasty	Cruiser 250
		SC 10MT87	1E, 4E, 7E, 10, 11	BtCB,BtRW,RR	Apron / Maxim / Dynasty	Cruiser 250
		SC 10MT97	1E, 4L, 7L, 10, 11	BtCB,BtRW,RR	Apron / Maxim / Dynasty	Cruiser 250
		SC 1156	1L, 11		Apron / Maxim / Dynasty	Cruiser 250
		SC 11BL07	1E, 4L, 7L, 10, 11	BtCB,LL	Apron / Maxim / Dynasty	Cruiser 250
		SC 11HR17	1L, 4L, 10, 11	BtCB,RR	Apron / Maxim / Dynasty	Cruiser 250
		SC 11HX08	1E, 4L, 7L, 10, 11	BtCB,BtRW	Apron / Maxim / Dynasty	Cruiser 250
		SC 11MT45	1L	BtCB,BtRW,RR	Apron / Maxim / Dynasty	Cruiser 250
		SC 11VTT16	1L, 4L, 7L, 10, 11	BtCB,BtRW,RR	Apron / Maxim / Dynasty	Cruiser 250
		SC 11VTT27	1L, 4L, 7L, 10, 11	BtCB,BtRW,RR	Apron / Maxim / Dynasty	Cruiser 250
SC 11VTT28	1L, 4L, 10, 11	BtCB,BtRW,RR	Apron / Maxim / Dynasty	Cruiser 250		
SC 12BR08	1L	BtCB,RR	Apron / Maxim / Dynasty	Cruiser 250		
SELECT SEED HYBRIDS	SELECT SEED HYBRIDS 277 W. ST. RT. 218 CAMDEN, IN 46917 574-686-2743 selectseed.com	713	1L	BtCB,RR		Poncho 250
		3818	4E			Poncho 250
		4655	4E			Poncho 250
		4696	4E			Poncho 250
		4785	4E			Poncho 250
		4918	1E			Poncho 250
		358 RR2/YGPL	1E	BtCB, BtRW,RR		Poncho 250
		380 VT3	1E	BtCB,BtRW,RR		Poncho 250
		391 VT3	1L	BtCB, BtRW,RR		Poncho 250
		510 VT/RR2/RW	1L	BtRW,RR		Poncho 250
		RR786	4E	RR		Poncho 250
STEWART SEEDS	STEWART SEEDS 2230 E. CO. RD. 300 N. GREENSBURG, IN 47240 812-663-6899 stewartseeds.com	6K672	4E, 7E	BtCB,BtRW,RR	MaximXL	Poncho 250
		6T546	4E, 7E	BtCB,BtRW,RR	MaximXL	Poncho 250
		7B631	1E	BtCB	MaximXL	Poncho 250
		7K285	4L, 7L	BtCB, BtRW,RR	MaximXL	Poncho 250
		7K456	1E, 4L, 7L, 10	BtCB,BtRW,RR	MaximXL	Poncho 250
		7N230	4L, 7L	BtCB,RR	MaximXL	Poncho 250
		8P757	1L	BtCB,BtRW	MaximXL	Poncho 250
		8T266	1L	BtCB, BtRW,RR	MaximXL	Poncho 250
8T339	1L, 4L, 7L, 10	BtCB,BtRW,RR	MaximXL	Poncho 250		
STEYER SEEDS	STEYER SEEDS 6154 N. CO. RD. 33 TIFFIN, OH 44883 800-231-4274 steyerseeds.com	10301 RRYGPL	7E	BtCB, BtRW,RR	Maxim / Allegiance / Trilex	Poncho 250
		1095 RRYGPL	1E, 4L, 10	BtCB,BtRW,RR	Maxim / Allegiance / Trilex	Poncho 250
		11001 RRYGPL	4L	BtCB,BtRW,RR	Maxim / Allegiance / Trilex	Poncho 250
		1105 LLYGCB	1E	BtCB,LL	Maxim / Allegiance / Trilex	Poncho 250
		9901 YGVT3	7E	BtCB,BtRW,RR	Maxim / Allegiance / Trilex	Poncho 250
T.A. SEEDS	T.A. SEEDS P.O. BOX 300 AVIS, PA 17721 570-753-5503 taseeds.com	TA570-11	7E	BtCB,LL	Trilex	Poncho 250
		TA607-11	7L	BtCB,LL	Trilex	Poncho 250
		TA678-13	7L	BtCB,BtRW,RR	Trilex	Poncho 250
		TA780-13	7L	BtCB,BtRW,RR	Trilex	Poncho 250
WELLMAN	WELLMAN SEEDS, INC. 23778 DELPHOS JENNINGS RD. DELPHOS, OH 45833 800-717-7333 wellmanseeds.com	W 2602CB	4E	BtCB	Encase	Poncho 250
		W 2709CB	4L	BtCB	Encase	Poncho 250
		W 2713	4L		Encase	Poncho 250
		W 2810CB	4L	BtCB	Encase	Poncho 250

*YGCB - YieldGard Corn Borer; CB, BtCB - Bt Corn Borer Resistance; BTRW - YieldGard Rootworm; AGRISURE CB - Agrisure Corn Borer; HX, HX1 - Herculex Insect Protection HXRW - Herculex Rootworm; HXX - Herculex Xtra; YGPL - YieldGard Plus; RR - Roundup Ready; RR2 - Roundup Ready (event 2); CL - Clearfield; LL - Liberty Link

Traits may cost growers more than a tech fee

By Matt Reese

Since the development of the first Bt corn, the number of corn hybrids that have biotech traits has exploded.

In 2007, 73% of the U.S. corn hybrids were traited, largely due to triple stack technology. The '07 numbers were up from 61% in 2006, according to the U.S. Department of Agriculture. The trait trend — with hybrid resistance to insects and herbicides — is expected to continue for a couple of reasons. First, growers want them, and second, seed companies want to sell them.

"I believe in traits and I think there is a lot of value to them, but trait suppliers will keep promoting them for their bottom line. Without traits, we were looking at \$120 corn on average, but now we're looking at corn that's \$200 a bag," said Chris Jeffries, president of Seed Consultant's, Inc. "These traits make farmers money — there is value to the farmer and it's a tremendous insurance on the farm. But a lot of these companies are going to incorporate traits into everything they have because it makes them money."

The situation will limit the options for growers in some cases.

"Farmers, to a certain extent, are going to be forced to buy a lot of traits. If they want some of those elite genetics without traits, they're out of luck. It is just like you can't go out and buy a stripped down pickup truck with power windows. They just don't make them

anymore," Jeffries said. "Those same companies won't allow the seed companies that they own to sell hybrids without traits. They want to sell traits because that brings in more money."

Traited hybrids now dominate the hybrid trials conducted by the Ohio State University.

"Something like 85% of the entries in our hybrid trials were traited this year," said Peter Thomison, Ohio State University Extension corn specialist. "And around half of those were stacked traits. With less than 15% of the hybrids in the trials non-traited, it will get harder to find information about the conventional version of some of these hybrids."

"The trial results are interesting this year because we have a slug of stacked trait hybrids with many at the very top, but many near the bottom. Having a stacked trait doesn't necessarily ensure high yields. And, without non-traited hybrids in the trials, we'll have no way of knowing whether the traited hybrids perform any differently than the non-traited hybrids in the absence of insect problems or different herbicide applications."

"There may be idiosyncrasies with the stacked traits that occur under unusual environmental conditions that the companies don't really know much about because they give non-traited isolines less attention. What if a non-traited version performs better than a triple stack?"



According to Thomison, if a grower is planting in fields where corn rootworm and European corn borer are likely to be problems based on past history, then stacked traits should be considered. These decisions should be made in conjunction with selection of hybrid genetics that have demonstrated high yield potential in Ohio based on independent performance trials.

Thomison acknowledges that many corn growers perceive traited corns positively as a means of reducing risk and acquiring the newest, highest yielding genetics. The potential lack of choices for non-traited hybrids in the future, however, is a major concern to some growers.

"I work with organic farmers, who cannot grow transgenic corn, and they are very concerned about this development, because a lot of times they are planting untreated conventional varieties," he said. "Some elevators are offering a premium for non-traited corn, and some growers are interested in that premium. You have corn growers who are not philosophically opposed to traited corn, but they want that premium and they're frustrated that they can't find non-traited versions of certain hybrids."

"Then you also have growers who don't think they really need the traited corn and object to the costs associated with those traits. If you're in an environment where you don't have rootworm problems and you don't have corn borer problems and you don't need Roundup Ready corn, we're talking about a significant difference in dollars."

In addition, the focus on traited corn could hinder continued development of specialty and food-grade hybrids, contribute to insect and weed resistance issues, and bolster food safety concerns among biotech skeptics. Moving forward, the wild popularity of triple stacks could virtually eliminate some of the single trait, or other combinations of traits in hybrids. But due to refuge requirements, the single Roundup Ready trait may remain, Thomison speculates.

"I think what we call 'conventional corn' will be Roundup Ready corn in the near future because seed companies are

going to have to keep that corn around for refuge requirements," he said.

"They're going to be strongly promoting triple stacks in the field, but they are going to want something in the refuge that growers can spray with Roundup."

Advancing genetics, combined with the unprecedented technology available to farmers through biotechnology, will undoubtedly have a beneficial impact on yields in the future. But with the explosion in popularity of stacked traits and the accompanying focus from seed companies on the technology, the options available to growers could suffer as a result, Thomison said.

"I don't know if everyone will take Henry Ford's approach with the Model T — you can have it any color you want as long as it's black — but I think this is where a lot of the seed companies are headed," he said.

Not all hope for non-traited seed in the future is lost, however. Many of the smaller seed companies, including Seed Consultants, Inc., will continue to offer non-traited hybrids with elite genetics as long as customers want them.

"We have our own breeding program and there are a lot of other companies out there still doing non-GMO work," Jeffries said. "There will be plenty of non-GMO genetics out there, but it may be harder to find them. We've already had guys come to us who do not want traits, and we are one of the few companies who still have a lot of non-GMO stuff. We're going to continue that as long as our customers want. There will be options out there, but you can't just go to the big companies and complain about being forced to plant traits."

Jeffries feels that the future of non-traited hybrids is in the hands of the growers.

"Everybody complains that there are no non-GMO soybeans, but nobody buys them. If you want non-GMO corn, you have to continue to buy non-GMO corn," he said. "If I can't sell any, I won't raise any. The customers will decide what we do. If there is no demand for non-GMO, it is not cost effective for us or any other company to raise and market."

MAXIMIZE FERTILIZER \$\$\$ WITH SEED-PLACED STARTER

Every spring, thousands of corn growers rely on liquid starters from NACHURS ALPINE to maximize return on investment. In fact, NACHURS ALPINE has been putting quality in every drop of starter fertilizer for 61 years. That's how we've become America's leading provider of seed-safe corn starter fertilizers, featuring NASGRO & NASGRO ULTRA brand products.

Find out how you can plant more acres and maximize phosphorus uptake for top yields. Get the complete story at www.nachurs-alpine.com or call 1.800.622.4877 ext. 234.



Organic corn production survey: Hybrid selection and management practices vary

BY PETER THOMISON, OHIO STATE UNIVERSITY EXTENSION CORN SPECIALIST

Organic farming is one of the fastest growing segments of U.S. agriculture. Following establishment of national organic standards in 2002, certified organic acreage doubled in 2005.

While steadily increasing, the adoption of organic farming differs considerably among crops. Organic fruit and vegetables comprise a much greater percentage of total U.S. crop acreage than field crops. For example, in 2005, organic carrot production comprised 6% of total U.S. carrot acreage, whereas organic corn production comprised only 0.2%.

One obstacle contributing to the low acreage of organic corn is a lack of information on the agronomic performance and grain quality of corn hybrids and varieties in organic cropping systems. Many organic grain farmers are seeking information and knowledge to help them identify organic hybrids and varieties that perform best under varying environmental conditions. This is becoming increasingly important as demand for organic corn increases locally, nationally and internationally, and as the number of organic farmers increases.

In 2006, the Organic Crop Improvement Association, Research and Education (OCIA-R&E), distributed a survey to OCIA-R&E farmer members in Ohio, Iowa

and Wisconsin to determine current organic management practices, especially those relating to corn hybrid and variety selection and management. Results of the survey served as the basis of a 2007 multi-state organic corn variety testing project initiated by corn and organic crop production Extension specialists at Ohio State University, Iowa State University and the University of Wisconsin. This study was supported by a 2006 USDA North Central Region Sustainable Agriculture Research and Education grant.

Of the 260 questionnaires mailed to OCIA-R&E farmer members, 67 completed questionnaires were returned. The following are some of what the 2006 questionnaire revealed about current organic corn management practices in Ohio, Iowa and Wisconsin. Respondents planted 85 hybrids. Of these, 56 were organically produced and 29 were untreated conventionally produced hybrids.

The average hybrid maturity was 102 days, with a range of 75 to 114 days. The vast majority (91%) of the organic corn hybrids were used for animal feed (grain and silage); 9% were for food grade uses. The average planting date was May 9 with a planting date range of April 24 through June 31.

The surveys represented 4,198 acres of organic corn in the three states. Total certi-

fied organic acreage in Iowa, Ohio and Wisconsin was about 44,200 acres in 2005 (U.S. total certified acreage was about 130,700 acres in 2005). The average farm size was 65 acres, with a range of 3 to 392 acres. The average seeding rate was 28,218 with a range of 18,000 to 36,000 seeds per acre.

Sixty-eight percent of the respondents indicated that corn was planted following a red clover, alfalfa, hay/pasture or some other unspecified cover crop. Slightly more than 70% of the respondents used some form of manure to maintain soil fertility. With regard to harvest dates, 45% typically harvest in October, 30% harvest in November, and 3% harvest in December.

Drying methods varied with 16% of the questionnaire respondents relying on artificial grain drying, 6% air only, 1% harvesting hi-moisture corn, 45% relying on field drying, and 31% using a combination of field and artificial drying.

With regard to storage, 90% of respondents had on-farm storage for the crop (with one response having storage for ear corn only). Organic farmer respondents indicated that effective weed control was their major concern in organic corn production (cited by 54% of the respondents). Weed control was accomplished with the use of tillage and multiple cultivations, with four respondents using flame weed-

ing as part of their weed control strategy and 10 respondents using some form of hand weeding.



Gries Seed Farms, Inc.

2348 N. Fifth St. • Fremont, Ohio 43420

419-332-5571 • 1-800-472-4797

2008 Seed Corn Program

NEW

YP6809R 109 Day

Tremendously High-Yielding New Triple Stacked

- Same Exciting Genetics as GSF 6811R
- Use GSF 6811R As The Refuge Companion
- YieldGard Plus For Maximum Insect Protection
- Treated With Poncho 250 for Superior Protection
- Strong Vigor for Early Planting and or No-Till
- Large Flex Ears At Moderate Finished Stands
- Roundup Ready For The Ultimate in Ease and Crop Safety
- Strong Performance on Clay or Thin Soils
- Responds to Intensive Management
- Planting Populations 28 to 30,000



NEW

GFS 5807R 107 Day

- Excellent Stalks and Roots for Prolonged Harvest
- Flew Ears Allowing This Hybrid to be used in a wide variety of soil types and management practices
- Strong Yields in Northern Ohio/Southern Michigan
- Very Good Seedling Vigor in Reduced or No Tillage
- Best Adapted North as a Mid to Fuller Season
- Fast Drydown for a Hybrid With This Type of Ear Girth



NEW

GFS 6811R 111 Day

Roundup Ready Version of GSF 6811

- Will Respond to High Plant Populations
- Excellent Stalks For Harvest Security
- Fantastic Seedling Vigoro For No-Till
- Excellent Choice for Corn on Corn
- Very Versatile and Adapted to all Soils
- Rapid Drydown for Easy Harvest



NEW

GSF 6809 109 Day


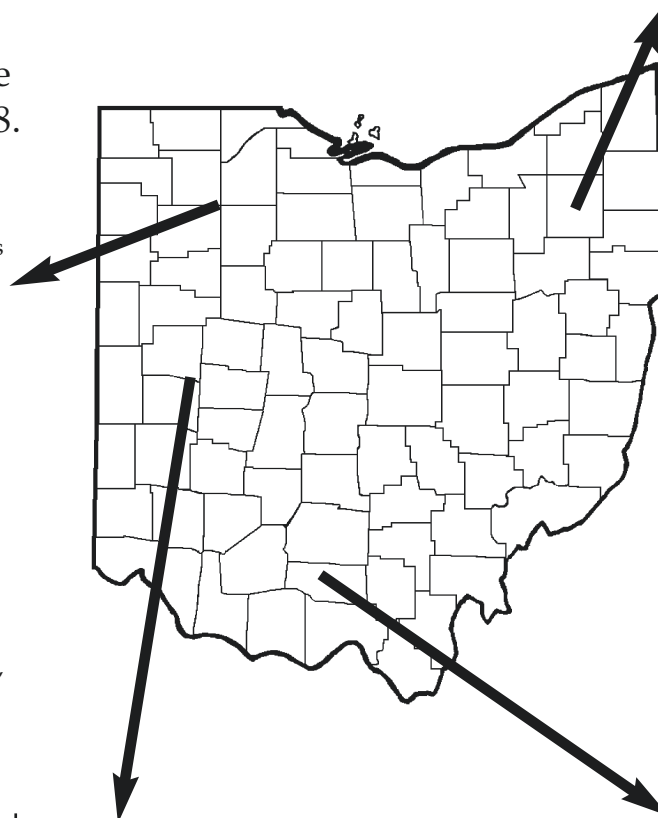
- Tremendously High Yielding New Hybrid
- Excellent Seedling Vigor on All Soils
- Great Stress Package, Companion to 6310
- Very Good Disease Package and Stalks
- Excellent Southern Movement
- Fast Drying Flex Ear Hybrid 16 to 20 Rows
- Planting Populations 28 to 30,000

Stop out or give us a call for your corn needs for 2008!

Hybrid and variety selection from “Between the Rows”

BY MATT REESE

In the expanding sea of new trait options, the decisions concerning hybrids and varieties for 2008 will be more challenging, and more costly, than ever before. After sharing the details of their farming operations all season, the featured farmers from “Between the Rows” share thoughts on their plans for 2008.



Mark Drewes

Henry County

“I think that in 2008, hybrid selection will be as important as it has been in any year that I have farmed. On my farm, I had some genetics that were far superior than anything else this year. I’m seeing a huge separation between the really good genetics and good genetics, and I have done more studying of hybrids this fall than ever before. This year I planted some other genetics that I thought might be as good, but there was a big difference. I’m not talking 5 bushels — I’m talking about a 20-bushel difference.”

The top genetics, however, will come with traits in most cases. “The only way you can get those genetics is with traits. It’s unsettling, but it is a fact. I would be interested in the genetics without the traits, but I don’t think it will be available next year in anything but the triple stack. I’m forced to buy the traits to get the genetics.

“I don’t feel like I have rootworm pressure severe enough right now on most of my farm to get a yield advantage. Roundup-wise, I’m really glad I had it this year, because with the drought I had to go back and clean up a bunch of fields. That probably was the best trait for me this year. We didn’t have a bad corn borer year, but I will say this, my corn was standing perfectly this year.

“Of the three traits, I have one that maybe doesn’t have tremendous value, one that has medium value and one that has higher value. When you talk about triple stacks, you’re paying for something you don’t need, but you have that coverage that sometimes may pay off. But, if I want the genetics, I have to buy the traits. Some of these companies will only have 5% of their total seed inventory that is non-traited. That’s slim pickings.

“My seed corn expense is going to be unbelievable next year. Do I like it? No. Do I feel forced into it? Yes I do, but I will go with a lot of stacked hybrids because they have proven themselves in ‘07. In ‘08, I’m going with high inputs and the best genetics. The guys that choose to not do that, right or wrong, will be planting inferior genetics. I think we’re going to see a separation of operations that are not willing to play the high input cost game.”

Harvey Lutz

Trumbull County



“My theory is that you always get what you pay for and that’s the same with traits. The money you put into your seed pays you back.

“We had a lot of triple stacks this year, and maybe it was just the year, but they did well for us. We won’t really know for three years or so if they’ll perform consistently, but I do feel that it pays. It adds up, but I think it’s cheap for an insurance policy. Technology got us here today and it’s going to take us farther.”

Because of the success of the Roundup Ready soybeans, triple stack corn and Roundup Ready corn, all corn and soybeans will be traited next year. “I’m kind of excited to see how these do next year, especially if we have a wet year. The stalk quality this year was unreal. I was afraid to turn the tractor trailer around in the cornfield because I was afraid I’d tear a fuel line or something. They are that tough. I think those traits do make for healthier plants, and healthier plants are going to yield better.”

Of the traits, Roundup Ready is the most valuable. “Roundup definitely gives us some benefit because of that window we have to take care of weed pressure. I still spray with a residual, but then I can clean up with my Roundup. Sometimes that little bit of water that weeds can wick away in a dry year can make a big difference in yield.

“I don’t think we get the rootworm pressure like the western guys do, but anything that improves root health, keeps those insecticide boxes off the machine and speeds up planting, I’m all for it. I think it will pay. It’s like an insurance policy, you may not need it every year, but in the year that you do, you’re sure glad you had it. In one year, it can pay for several years in a row, but it’s still hard to pay \$200 for a bag of corn.”

Brent Clark

Miami Co.



“I think you definitely need to have above-ground insect protection, whether it’s YieldGard Plus or Herculex 1. There’s a big, big difference between protected and non-protected hybrids. Non-protected hybrids are just something you don’t buy anymore in my eyes.

“I’m not sure the rootworm pressure is high enough in our area that you would have to buy triple stack corn, but on the other hand you don’t know when the time is going to come that you need it. With corn val-

ued at what it is now, and inputs where they are, you have to make everything count. We’ll probably go with all triple stack hybrids with the Roundup Ready refuge and that will be it. I’m not sure we’ll treat all of our corn like it was Roundup Ready corn, but if we have to go back and rescue it, it is so safe for the crop. We’re 100% Pioneer customers right now, but we are going to try out a little Dekalb corn. I think they’re both good companies with good products to offer.”

Soybeans will be the same as in the past. “We’ve been 100% Roundup Ready for a number of years and we’ll continue to do that. My beans were treated with fungicide and insecticide, both were beneficial. I definitely wouldn’t be afraid to spray some more next year.”

Dane Carroll

Pike Co.



“I think we’re going to try some of Pioneer’s 33T56, and 61-66 Dekalb was a really good number, but it was in short supply last year. Dekalb 63-39 was a good yellow corn. We had an AgriGold corn, 6474, that did really well for us.”

Triple stacks will make up much of next year’s yellow corn lineup. “You look at the price difference with the traits and you’re almost crazy not to triple stack it. I am pretty sure that we will spray everything with Headline next year. The stalk quality alone makes it

worth it. I only saw minor stalk problems in two fields, and those were in fields I didn’t spray with Headline. Every year a neighbor goes to one of their farms and they have to pick the corn up off of the ground, and this year they didn’t after they sprayed.”

Like 2007, half of the corn acres will be in white corn, and the soybeans will probably be all Vistive low-linolenic next year. “We didn’t see any yield hit compared with everyone we talked to around here and there is a nice premium.”

Soybean yield record broken again by Missouri grower

Kip Cullers of Purdy, Mo., is keeping record bookkeepers busy. Cullers outdid himself in 2007 by growing an astounding 154.7 bushels of soybeans per acre, beating his own world record established last year with 139.39 bushels per acre. He accomplished his record-breaking production by planting Pioneer 94M80 soybeans on an irrigated and conventionally tilled field near Stark City, Mo.

Cullers said his intensive plant management program is the key to his success.

"I treat soybeans as a valuable commodity and scout my fields at least once a day," Cullers said. "Paying close attention to detail is important to farmers looking to increase yields. It all starts with selecting the right seed and keeping your plants healthy."

The intense management has helped Cullers close in on the maximum yield potential of the soybean.

"Kip's record crop from last year proved most growers have yet to maximize the yield potential of soybeans," said Dale R. Ludwig, executive director/CEO of the Missouri Soybean Association (MSA). "This is a substantiated example of how intensive crop management results in high returns and unprecedented soybean yields."

The record-setting yield was harvested on Oct. 6, 2007, and verified by MSA officials. Cullers said planting seed with a high yield potential and protecting his plants with Headline fungicide applications were the two biggest reasons for his success last year. Cullers decided to take his proven method and improve upon it with two new ideas for 2007.

"I used Optimize, a soybean growth promoter, to dramatically improve the size of my roots and a new twin-row planter manufactured by Monosem," Cullers said. "The planter enabled me to be more precise with seed placement than drilling."

Cullers co-owns and operates a diversified farm, K&K Farms, located southeast of Joplin, Mo. Cullers has been involved in farming for more than 20 years, owning or managing farms in Newton and Barry counties in Missouri. He manages more than 5,000 acres of corn, soybeans, green beans and greens — spinach, collard, kale, mustard and turnips. The farming operation is located in Missouri's fertile Newtonia red soil. K&K Farms also includes beef, hay and poultry. Cullers and his wife, Michelle, have two sons, Noah and Naaman.

"We applaud Mr. Cullers on demonstrating the yield potential in today's elite soybean varieties," said Paul Schickler, DuPont vice president and general manager and president of Pioneer Hi-Bred. "Combining effective management practices with the latest soybean genetics is key to ensuring we are able to meet the growing demand for soybeans as food and fuel. Cullers' achievement provides an opportunity to see how genetics and crop management play a role in higher yields and to share information that may help other growers increase their productivity."

94M80 is a late Group IV soybean variety with excellent harvest standability and tolerance to soybean sudden death syndrome (SDS). The variety also is resistant to soybean cyst nematode (SCN) and contains the Roundup Ready gene. The SCN resistance was

developed using Pioneer's proprietary marker-assisted selection technology to more efficiently identify and develop such traits.

"Cullers' achievement further demonstrates the advances Pioneer has made in developing and producing

soybeans with higher yield potential," Schickler said. "Surpassing the 100-bushel-per-acre mark has become a more common occurrence as new technologies allow researchers to develop products with a complete package of offensive and defensive characteristics."

It's in the Bag!

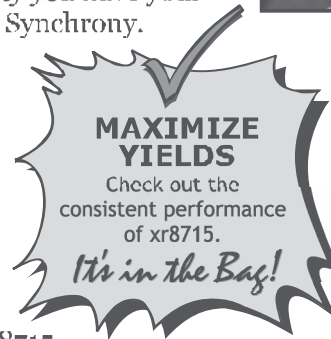
Our extensive research continues to produce top performing soybean varieties such as RS4263RR STS and RS4314RR.

RS4263RR STS is a medium-tall variety that has very good standability.

This combination allows for wider row widths, less lodging and an easier harvest. When planting this variety you have your choice of herbicides: Roundup or Synchrony.



RS4314RR is a strong performing variety. Its tall plant structure allows for an easier harvest. It also works well in wide row widths which will help resist white mold.



Two corn hybrids you will want to look at are XR8056VT and XR8715.

XR8056VT is a 107 day hybrid that provides the newest technology resulting in enhanced stacked-trait hybrids and higher yield potential.

This triple stacked hybrid has very good vigor that enables uniform stands and consistent ear development. XR8056VT's large, girthy ears give you more kernel rows resulting in higher yield and increased income.



XR8715 is a new 109 day hybrid that delivers whole-season corn borer protection and a convenient herbicide system. Its excellent roots ensure maximum moisture uptake which results in a healthier plant and higher yields. xr8715 offers very good test weight which provides harder grain and lower drying costs.



Get ready for next season

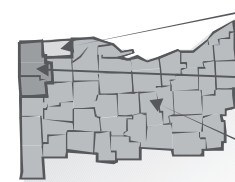
Select Rupp corn, soybeans and specialty forage products & you will:

- ✓ Maximize yields
- ✓ Minimize risks
- ✓ Increase profits

With performance & protection from Rupp,
It's in the Bag!

Order now and pay in December 2008			
---	--	--	--

For more information contact your DSM:



Charlie Hilton
866.610.Seed

Dennis Steinke
866.590.Seed

Kurt Weber
866.948.Seed



Rupp Seeds Inc.
17919 County Road B
Wauseon, Ohio 43567

toll free 877.591.Seed
www.ruppseeds.com

Roundup Ready®, YieldGard® Corn Borer and Design and YieldGard VT Triple™ are trademarks of Monsanto Technology LLC. The DuPont Oval Logo is a registered trademark of E. I. DuPont de Nemours and Company or its affiliates.



Ohio Soybean Performance Trials 2007

James E. Beuerlein, Professor, Dept. of Horticulture & Crop Science
 Steve St. Martin, Professor, Dept. of Horticulture & Crop Science
 Anne Dorrance, Associate Professor, Dept. of Plant Pathology
 Chris D. Kroon Van Diest, Research Associate, Dept. of Horticulture & Crop Science
 Ohio State University Extension /OARDC
 The Ohio State University, College of Food, Agriculture and Environmental Science



INTRODUCTION

The purpose of the Ohio Soybean Performance Trials is to evaluate soybean varieties, brands and blends for yield, and other characteristics. This evaluation gives soybean producers comparative information for selecting the best varieties for their unique production systems.

METHOD OF CONDUCTING TRIALS

Entries in Trials. Entries in the Ohio Soybean Performance Trials are accepted if the seed will be available to Ohio farmers for the planting season following the trials. All 2007 entries were submitted voluntarily by seed companies and the Ohio Seed Improvement Association. Entry fee charges were made per entry and location.

Normal and Roundup Ready (RR) Test. The same production, testing and evaluation techniques, except for weed control, were used for Normal tests and Roundup Ready tests. The performance of Normal entries and Roundup Ready entries is not comparable statistically because they were not tested together and because different weed control programs were used for the two tests. FIELD PLOT DESIGN

The entries for each test site were planted in a randomized complete-block design. Each entry was replicated four times and planted in plots 40 ft. long and 5 ft. wide containing four rows seeded at 200,000 seeds per acre.

PRODUCTION PRACTICES AND RAINFALL

The production practices used at each location are shown in Table 1 and 2007 rainfall is shown in Table 2.

MEASUREMENTS AND RECORDS

Relative maturity. Relative maturity is a rating designed to account for all of the factors that affect maturity date and includes variety, planting date, weather, latitude and disease. Maturity is defined as the "95% brown pods" stage. A variety with a Relative Maturity rating of 3.5 will reach the 95% brown pod stage 5 days later than a variety with a rating of 3.0. All the varieties in a table were tested as a group, and their performance analyzed and reported for that group regardless of their 2007 relative maturity rating.

Table 1. 2007 Production Background Information

	N1 Henry Co.	N2 Huron Co.	C1 Mercer Co.	C2 Delaware Co.	S1 Preble Co.	S2 Clinton Co.
Tillage						
Fall	None	Chisel	Chisel	None	None	None
Spring	None	Field Cult/Dsk	None	None	None	None
Normal Variety Weed Control						
Preemergence	Canopy XL/Dual II/ Roundup UltraMax					
Postemergence	Basagran / Flexstar / Select					
Roundup Ready Variety Weed Control						
Preemergence	Canopy XL/Dual II/ Roundup UltraMax					
Postemergence	Roundup UltraMax					
Soil and Crop Background						
Soil Type	Hoytville	Kibbie	Mercer	Blount	Crosby	Westland
Soil pH	7.1	6.4	6.5	6.4	7.5	6.6
Soil Test P(ppm)	127	42	58	20	16	105
Soil Test K(ppm)	232	186	322	118	149	409
Fertilizer	0-0-0	0-0-0	0-0-0	0-0-0	0-0-0	0-0-0
Previous Crop	Corn	Corn	Corn	Corn	Corn	Corn
Plant Date	5/15	5/19	5/14	5/10	5/08	5/9
Harvest Date	10/12	10/9	10/4	10/2	10/4	10/3

Table 2. 2007 Rainfall Data

	N1 Henry Co.		N2 Huron Co.		C1 Mercer Co.		C2 Delaware Co.		S1 Preble Co.		S2 Clinton Co.	
	----- Normal (2007) -----											
May	5.6	(0.5)	4.3	(0.6)	4.7	(0.9)	3.7	(1.0)	4.8	1.6)	1.5	(1.8)
June	7.9	(1.4)	7.0	(2.6)	4.8	(2.2)	4.3	(1.8)	3.8	(2.2)	2.9	(2.3)
July	3.9	(1.9)	4.2	(3.0)	5.0	(2.3)	4.1	(1.9)	5.5	(2.1)	4.7	(4.2)
August	1.4	(3.6)	1.2	(7.7)	3.2	(8.0)	2.4	(4.6)	4.4	(1.5)	5.4	(1.3)
September	1.4	(1.8)	2.3	(3.5)	2.2	(3.1)	2.1	(2.1)	3.5	(1.0)	5.3	(0.7)
TOTAL	20.2	(8.9)	18.9	(17.4)	20.0	(16.5)	16.5	(11.4)	21.9	(8.4)	19.3	(10.3)

Plant height was not taken in 2007 due to the variable influence of drought on varieties of different maturities.

Lodging score. There was no lodging in 2007.

Seed size is reported as seeds per pound.

Protein and oil % analysis was determined by near infrared transmittance technology. The test was performed by the OSU Grain Quality Lab using a Tecator Infratec whole grain analyzer calibrated with the Composition Systems Calibration developed at Iowa State University and is reported at 13% moisture. TBA indicates that this data will be added to the data base at www.agcrops.osu.edu when it becomes available.

Phytophthora Resistance Genes. Phytophthora resistance genes were determined using a hypocotyl inoculation test. In this test, several races of Phytophthora are used to determine the presence or absence of a particular Rps gene. The Rps genes (Rps1a, Rps1c, etc.) detected in a variety are listed in Tables 3-8. "ND" indicates that the Rps gene(s) could not be determined, and the variety has Rps6, Rps8 or a Rps gene combination of either 1c+3a or 1k + 3a. "None" indicates no Rps genes were detected. TBA indicates that this data will be added to the data base at www.agcrops.osu.edu when it becomes available.

Phytophthora Partial Resistance. All varieties were evaluated for partial resistance. Partial resistance is a multi genic characteristic that provides some level of protection against all known races of Phytophthora. Ratings of 3.0 to 3.9 are considered high levels of partial resistance and will provide good levels of control. Ratings of 4.0 to 5.0 are considered moderate and will allow some yield loss when environmental conditions favor Phytophthora. Ratings over 5.0 indicate very little partial resistance or protection against Phytophthora. For fields with a history of Phytophthora root and stem rot, varieties should have a combination of Rps genes plus partial resistance to Phytophthora for the best protection. TBA indicates that this data will be added to the data base at www.agcrops.osu.edu when it becomes available.

Yield. Each soybean variety was harvested at a moisture content between 9 and 15 percent and yields computed to bushels per acre at 13 percent moisture.

LSD. A Least Significant Difference (LSD) for yield was computed for each maturity group. LSD's are reported in bushels per acre at 13 percent moisture. Yields of two varieties within a maturity group are significantly different 70% of the time if their yields differ by more than the LSD value shown for that maturity group.

DATA USE. Inclusion of entries in the Ohio Soybean Performance Trials does not constitute an endorsement of a particular entry by the Ohio State University, Ohio Agricultural Research and Development Center, or the Ohio State University Extension.

This report can be found on the internet at:

www.agcrops.osu.edu

and each column of data can be sorted to aid the variety comparison and selection process.

North Region	Central Region	South Region
N1 — Henry County	C1 — Mercer County	S1 — Preble County
N2 — Huron County	C2 — Delaware County	S2 — Clinton County



11/07

All educational programs and activities conducted by Ohio State University Extension are available to clientele on a nondiscriminatory basis without regard to race, color, creed, religion, sexual orientation, national origin, gender, age, disability or Vietnam-era veteran status. Issued in furtherance of Cooperative Extension work, Acts of May 8 and June 30, 1914, in cooperation with the U.S. Department of Agriculture, Keith L. Smith, Director, Ohio State University Extension.

TABLE 3, The 2007 Ohio Soybean Performance Trials, North Region Normal Varieties

See "Measurements and Records" in text for description

Brand/Variety	Entry	Physical Characteristics				Phytophthora		North Region Yield (Bu/ac)			
		Company Name	Rel. Mat.	Plant Ht.	Seeds/lb % Prot. %	Oil Resis. Gene	Partial Resist.	N1	N2	N Mean	06-07 Mean
OHS 202	OARDC		2.6	2412	TBA	TBA	none	4.2	54.4	55.5	55.0
Wyandot	Public Certified		2.9	2376	TBA	TBA	TBA	TBA	66.2	54.1	60.2
HS 2803	Houck Seed Co.		3.1	2312	TBA	TBA	ND	TBA	64.9	48.9	56.9
Dilworth	Public Certified		3.1	2533	TBA	TBA	ND	TBA	68.5	54.9	61.7
Ohio FG1	Public Certified		3.4	1986	TBA	TBA	TBA	TBA	63.4	47.0	55.2
Dennison	Public Certified		3.5	2574	TBA	TBA	TBA	TBA	75.2	59.8	67.5
Kottman	Public Certified		3.7	2334	TBA	TBA	ND	TBA	68.1	56.3	62.2
OHS 303	OARDC		3.8	2358	TBA	TBA	ND	TBA	72.3	54.8	63.6
Ebberts 3386	Ebberts Field Seeds Inc.		3.8	2551	TBA	TBA	1c	3.7	71.6	64.8	68.2
	Max			2574	TBA	TBA			75.2	64.8	68.2
	Mean			2401	TBA	TBA			68.0	56.1	60.1
	Min			1986	TBA	TBA			54.4	47.0	55.0
	LSD 0.30								1.9	3.4	

TABLE 6, The 2007 Ohio Soybean Performance Trials, Central Region Normal Varieties

See "Measurements and Records" in text for description

Brand/Variety	Entry	Physical Characteristics				Phytophthora		Central Region Yield (Bu/ac)			
		Company Name	Rel. Mat.	Plant Ht.	Seeds/lb % Prot. %	Oil Resis. Gene	Partial Resist.	C1	C2	C Mean	06-07 Mean
Wyandot	Public Certified		2.9	2376	TBA	TBA	TBA	46.2	63.0	54.6	
Dilworth	Public Certified		3.1	2533	TBA	TBA	ND	43.8	59.0	51.4	49.8
Ohio FG1	Public Certified		3.4	1986	TBA	TBA	TBA	48.3	44.0	46.2	45.6
Dennison	Public Certified		3.5	2574	TBA	TBA	TBA	45.5	65.0	55.3	55.3
Kottman	Public Certified		3.7	2334	TBA	TBA	ND	44.5	72.0	58.3	50.8
OHS 303	OARDC		3.8	2358	TBA	TBA	ND	45.5	61.0	53.3	
Ebberts 3386	Ebberts Field Seeds Inc.		3.8	2551	TBA	TBA	1c	62.3	80.0	71.2	62.8
446F.HP	Schillinger Seed Inc.		3.8	2899	TBA	TBA	1c	48.2	55.0	51.6	
	Max			2899	TBA	TBA		62.3	80.0	71.2	62.8
	Mean			2501	TBA	TBA		49.6	64.3	57.0	54.5
	Min			1986	TBA	TBA		43.8	44.0	46.2	45.6
	LSD 0.30							3.8	3.9		

TABLE 5, The 2007 Ohio Soybean Performance Trials, *North Region Late Roundup Ready Varieties*

See "Measurements and Records" in text for description

<u>Entry</u>		Physical Characteristics				Phytophthora		North Region Yield (Bu/ac)				
Brand/Variety	Company Name	Rel. Mat.	Plant Ht.	Seeds/lb	% Prot.	% Oil	Resis. Gene	Partial Resist.	N1	N2	N Mean	06-07 Mean
Rupp RS 4275RR	Rupp Seeds Inc.	3.2		2478	TBA	TBA	1c	4.8	68.1	61.4	64.8	61.2
Ebberts 1287RR	Ebberts Field Seeds Inc.	3.2		2979	TBA	TBA	1k	5.2	67.9	70.4	69.2	63.9
SC 9284RR	Seed Consultants Inc.	3.2		2331	TBA	TBA	1a	3.8	75.6	65.8	70.7	63.5
Ebberts 1314RR	Ebberts Field Seeds Inc.	3.2		2433	TBA	TBA	1a	6.0	75.5	68.1	71.8	66.2
SC 9297RR	Seed Consultants Inc.	3.2		2549	TBA	TBA	none	4.7	75.9	64.1	70.0	66.5
Steyer 2950 RRScn	Steyer Seeds	3.2		2890	TBA	TBA	none	4.2	74.2	67.1	70.7	64.8
AGI 30RN05	Advanced Genetics Inc.	3.3		2782	TBA	TBA	none	4.8	69.9	60.8	65.4	
Asgrow AG 3101	Monsanto	3.3		3155	TBA	TBA	1c	6.0	68.1	64.3	66.2	62.4
SC 9266RR	Seed Consultants Inc.	3.3		2702	TBA	TBA	1c	7.0	70.8	63.7	67.3	62.1
DSR-3003/RRSTS	Dairyland Seed Co. Inc.	3.3		2474	TBA	TBA	none	6.7	68.8	63.1	66.0	63.8
SC 9315RR	Seed Consultants Inc.	3.3		2590	TBA	TBA	1c	4.7	72.1	66.2	69.2	63.9
Helena 3114RR	Helena Chemical Co.	3.3		2349	TBA	TBA	TBA	TBA	72.7	68.6	70.7	65.3
SC 9348RR	Seed Consultants Inc.	3.3		2644	TBA	TBA	1c	5.0	70.4	55.2	62.8	
SC 9338RR	Seed Consultants Inc.	3.4		2469	TBA	TBA	none	3.7	73.4	71.0	72.2	
SC 9317RR	Seed Consultants Inc.	3.4		2861	TBA	TBA	1c	5.2	72.1	63.1	67.6	60.2
GL 3449RR	Great Lakes Hybrids	3.4		2710	TBA	TBA	1c	4.3	70.8	64.9	67.9	
Pioneer Brand 93M12	Pioneer Hi-Bred Intl.	3.4		2712	TBA	TBA	1c	5.8	71.5	64.3	67.9	61.8
Asgrow AG 3402	Monsanto	3.4		2696	TBA	TBA	1c	4.7	73.3	70.7	72.0	
Dyna-Gro 35Y36	UAP Distribution Inc.	3.4		2829	TBA	TBA	none	4.7	79.4	67.5	73.5	
Ebbert's 1328 RR	Ebberts Field Seeds Inc.	3.5		2506	TBA	TBA	1a	5.0	77.0	67.7	72.4	
NK S32-E2	Garst Seed Co.	3.5		2636	TBA	TBA	1a	5.0	76.2	68.8	72.5	63.9
Pioneer Brand 93M43	Pioneer Hi-Bred Intl.	3.5		2577	TBA	TBA	1K	4.5	73.4	60.2	66.8	64.9
SC 9366RR	Seed Consultants Inc.	3.5		2804	TBA	TBA	none	6.8	72.5	72.4	72.5	68.2
Asgrow AG 3205	Monsanto	3.6		2649	TBA	TBA	1c	6.5	69.2	68.3	68.8	
GL 3309RR	Great Lakes Hybrids	3.6		2804	TBA	TBA	1a	5.2	73.9	63.8	68.9	
Wellman W3734RR	Wellman Seeds Inc.	3.6		2914	TBA	TBA	1c	4.5	69.1	60.4	64.8	
C3418R	Crow's Hybrid Corn Co.	3.6		2688	TBA	TBA	1c	4.5	69.5	63.0	66.3	
Beck 342NRR	Beck's Superior Hybrids	3.6		2600	TBA	TBA	1c	4.2	69.6	60.2	64.9	62.3
Ebberts 1357RR	Ebberts Field Seeds Inc.	3.6		2643	TBA	TBA	1c	4.7	71.0	61.5	66.3	62.4
SC 9336RR	Seed Consultants Inc.	3.6		2753	TBA	TBA	1k	5.7	68.8	65.6	67.2	60.7
Beck 321NRR	Beck's Superior Hybrids	3.7		2473	TBA	TBA	TBA	TBA	73.4	66.8	70.1	
Helena 3378RR	Helena Chemical Co.	3.7		2635	TBA	TBA	TBA	TBA	73.2	65.9	69.6	
Steyer 3490 RRScn	Steyer Seeds	3.7		2822	TBA	TBA	1c	4.0	72.2	61.5	66.9	
Dyna-Gro 37J34	UAP Distribution Inc.	3.7		2712	TBA	TBA	1c	4.5	70.3	63.4	66.9	
SC 9328RR	Seed Consultants Inc.	3.7		2743	TBA	TBA	none	4.0	74.4	66.5	70.5	
Beck 354NRR	Beck's Superior Hybrids	3.7		2866	TBA	TBA	TBA	TBA	58.0	67.0	62.5	58.3
HS 4344 RR	Houck Seed Co.	3.7		2839	TBA	TBA	TBA	TBA	71.0	56.3	63.7	58.9
Rupp RS 4340RR	Rupp Seeds Inc.	3.8		2657	TBA	TBA	1c	4.0	70.5	65.1	67.8	
Pioneer Brand 93M42	Pioneer Hi-Bred Intl.	3.8		2599	TBA	TBA	1a	5.7	71.3	64.7	68.0	
Helena 3576RR	Helena Chemical Co.	3.8		3065	TBA	TBA	TBA	TBA	64.5	66.8	65.7	
Asgrow AG 3603	Monsanto	3.8		2694	TBA	TBA	1c	5.2	68.5	64.7	66.6	
GR 3631	Midwest Seed Genetics	3.8		2890	TBA	TBA	none	5.0	74.1	60.2	67.2	
GRO-MOR 3608N RR/STS	Luckey Farmers Inc.	3.8		3122	TBA	TBA	1c	4.5	76.2	68.1	72.2	
Wellman W3837RR	Wellman Seeds Inc.	3.8		2965	TBA	TBA	1c	5.0	78.4	65.0	71.7	
Pioneer Brand 93M70	Pioneer Hi-Bred Intl.	3.8		2593	TBA	TBA	1c	4.8	75.3	68.3	71.8	
Wellman W3638RR	Wellman Seeds Inc.	3.8		2799	TBA	TBA	1a	4.3	73.3	68.0	70.7	67.0
SC 9376RR	Seed Consultants Inc.	3.8		2830	TBA	TBA	1k	5.2	78.5	64.3	71.4	66.1
AGI 36RN01	Advanced Genetics Inc.	3.8		2804	TBA	TBA	1c	5.2	77.4	68.1	72.8	
Ebberts 1365RR	Ebberts Field Seeds Inc.	3.8		2541	TBA	TBA	1c	4.5	77.8	63.5	70.7	64.4
Dyna-Gro 32X39	UAP Distribution Inc.	3.9		2883	TBA	TBA	1c	4.7	68.8	59.5	64.2	
Ebbert's 1378 RR	Ebberts Field Seeds Inc.	3.9		2937	TBA	TBA	1c	5.2	70.2	63.3	66.8	
SC 9365RR	Seed Consultants Inc.	3.9		2732	TBA	TBA	none	6.0	73.6	60.2	66.9	59.2
HS 4388RR	Houck Seed Co.	3.9		3001	TBA	TBA	TBA	TBA	72.3	64.9	68.6	
SC 9387RR	Seed Consultants Inc.	3.9		2785	TBA	TBA	TBA	TBA	73.6	67.7	70.7	
Pioneer Brand 93M92	Pioneer Hi-Bred Intl.	3.9		2818	TBA	TBA	1c	5.7	72.7	63.9	68.3	
Wellman W3636RR	Wellman Seeds Inc.	3.9		2963	TBA	TBA	1c	5.7	72.2	66.1	69.2	63.7
SC 9355RR	Seed Consultants Inc.	3.9		2870	TBA	TBA	1c	4.0	76.9	66.0	71.5	64.8
SC 9386RR	Seed Consultants Inc.	3.9		3041	TBA	TBA	1c	4.2	74.6	68.5	71.6	63.2
Ebberts 1386RR	Ebberts Field Seeds Inc.	3.9		3243	TBA	TBA	1c	4.5	78.5	67.8	73.2	
SC 9388RR	Seed Consultants Inc.	4.0		2775	TBA	TBA	1a	4.8	67.8	63.5	65.7	
	Max			3243	TBA	TBA			79.4	72.4	73.5	68.2
	Mean			2756	TBA	TBA			72.5	65.1	68.7	63.5
	Min			2331	TBA	TBA			58.0	55.2	62.5	58.3
	LSD 0.30								3.0	2.4		

TABLE 7, The 2007 Ohio Soybean Performance Trials, *Central Region Early Roundup Ready Varieties*

See "Measurements and Records" in text for description

Entry		Physical Characteristics						Phytophthora		Central Region Yield (Bu/ac)			
Brand/Variety	Company Name	Rel. Mat.	Plant Ht.	Seeds/ lb	% Prot.	% Oil	Resis. Gene	Partial Resist.	C1	C2	C Mean	06-07 Mean	
Asgrow DKB 26-53	Monsanto	2.9		2457	TBA	TBA	1c	5.7	60.2	65.0	62.6		
NK S29-J6	Garst Seed Co.	3.0		2499	TBA	TBA	1a	5.5	61.8	59.0	60.4		
Pioneer Brand 92M91	Pioneer Hi-Bred Intl.	3.0		2496	TBA	TBA	1k	5.8	63.3	64.0	63.7	59.0	
Ebbert's 1279 RR	Ebberts Field Seeds Inc.	3.1		2510	TBA	TBA	1k	5.2	66.3	68.0	67.2		
Rupp RS 4271RR	Rupp Seeds Inc.	3.1		2388	TBA	TBA	1k	3.8	68.8	67.0	67.9		
297RR	Campbell Seeds	3.1		2733	TBA	TBA	1k	4.5	55.4	64.0	59.7		
Helena 2976RR	Helena Chemical Co.	3.1		2693	TBA	TBA	TBA	TBA	56.0	63.0	59.5	55.9	
AGI 31R04	Advanced Genetics Inc.	3.1		2329	TBA	TBA	1c	5.7	61.3	68.0	64.7	61.1	
Rupp RS 4314RR	Rupp Seeds Inc.	3.1		2412	TBA	TBA	1c	6.0	67.8	68.0	67.9	61.7	
Rupp RS 4263RR	Rupp Seeds Inc.	3.2		2370	TBA	TBA	1c	6.2	65.7	64.0	64.9	58.3	
NK S28-B4	Garst Seed Co.	3.2		2820	TBA	TBA	1k	3.0	58.6	66.0	62.3		
Asgrow AG 3006	Monsanto	3.2		2883	TBA	TBA	1k	6.0	57.7	68.0	62.9	57.3	
SC 9308RR	Seed Consultants Inc.	3.2		2617	TBA	TBA	none	4.3	64.0	63.0	63.5		
Ebberts 1287RR	Ebberts Field Seeds Inc.	3.2		2979	TBA	TBA	1k	5.2	55.5	67.0	61.3	57.7	
SC 9284RR	Seed Consultants Inc.	3.2		2331	TBA	TBA	1a	3.8	63.3	71.0	67.2	58.6	
Ebberts 1314RR	Ebberts Field Seeds Inc.	3.2		2433	TBA	TBA	1a	6.0	65.9	73.0	69.5	64.1	
Steyer 2950 RRScn	Steyer Seeds	3.2		2890	TBA	TBA	none	4.2	61.2	67.0	64.1	59.0	
SC 9297RR	Seed Consultants Inc.	3.2		2549	TBA	TBA	none	4.7	69.2	60.0	64.6	59.9	
GSF 317RR	Gries Seed Farms Inc.	3.3		2742	TBA	TBA	none	4.5	60.4	65.0	62.7		
316RR	Campbell Seeds	3.3		2588	TBA	TBA	1c	5.5	68.7	71.0	69.9		
SC 9266RR	Seed Consultants Inc.	3.3		2702	TBA	TBA	1c	7.0	65.1	62.0	63.6	57.1	
Asgrow AG 3101	Monsanto	3.3		3155	TBA	TBA	1c	6.0	67.9	63.0	65.5	60.5	
AGI 30RN05	Advanced Genetics Inc.	3.3		2782	TBA	TBA	none	4.8	67.5	64.0	65.8	58.1	
Helena 3114RR	Helena Chemical Co.	3.3		2349	TBA	TBA	TBA	TBA	60.1	69.0	64.6	60.9	
SC 9315RR	Seed Consultants Inc.	3.3		2590	TBA	TBA	1c	4.7	73.1	73.0	73.1	62.0	
SC 9348RR	Seed Consultants Inc.	3.3		2644	TBA	TBA	1c	5.0	58.4	61.0	59.7		
SC 9278RR	Seed Consultants Inc.	3.4		2859	TBA	TBA	1k	5.8	67.7	68.0	67.9		
SC 9338RR	Seed Consultants Inc.	3.4		2469	TBA	TBA	none	3.7	65.8	63.0	64.4		
SC 9317RR	Seed Consultants Inc.	3.4		2861	TBA	TBA	1c	5.2	61.0	63.0	62.0	58.5	
GSF 347RR	Gries Seed Farms Inc.	3.4		2958	TBA	TBA	1a	4.5	65.2	63.0	64.1		
Pioneer Brand 93M12	Pioneer Hi-Bred Intl.	3.4		2712	TBA	TBA	1c	5.8	64.6	68.0	66.3	60.2	
GL 3449RR	Great Lakes Hybrids	3.4		2710	TBA	TBA	1c	4.3	67.2	66.0	66.6		
Asgrow AG 3402	Monsanto	3.4		2696	TBA	TBA	1c	4.7	71.0	64.0	67.5		
288RR	Campbell Seeds	3.5		2778	TBA	TBA	1c	4.2	57.8	59.0	58.4		
Pioneer Brand 93M11	Pioneer Hi-Bred Intl.	3.5		2843	TBA	TBA	1k	6.3	62.5	61.0	61.8		
Ebbert's 1328 RR	Ebberts Field Seeds Inc.	3.5		2506	TBA	TBA	1a	5.0	70.3	72.0	71.2		
NK S32-E2	Garst Seed Co.	3.5		2636	TBA	TBA	1a	5.0	68.1	61.0	64.6	60.8	
347NRR	Campbell Seeds	3.5		2714	TBA	TBA	1c	5.0	67.0	64.0	65.5		
Asgrow AG 3205	Monsanto	3.6		2649	TBA	TBA	1c	6.5	66.8	67.0	66.9		
GL 3309RR	Great Lakes Hybrids	3.6		2804	TBA	TBA	1a	5.2	67.2	67.0	67.1		
Wellman W3734RR	Wellman Seeds Inc.	3.6		2914	TBA	TBA	1c	4.5	64.7	65.0	64.9		
C3418R	Crow's Hybrid Corn Co.	3.6		2688	TBA	TBA	1c	4.5	67.9	63.0	65.5		
Helena 3378RR	Helena Chemical Co.	3.7		2635	TBA	TBA	TBA	TBA	64.8	64.0	64.4		
NK S33-A8	Garst Seed Co.	3.7		2488	TBA	TBA	none	4.8	67.5	69.0	68.3		
Steyer 3490 RRScn	Steyer Seeds	3.7		2822	TBA	TBA	1c	4.0	66.5	64.0	65.3		
Pioneer Brand 93M42	Pioneer Hi-Bred Intl.	3.8		2599	TBA	TBA	1a	5.7	70.5	62.0	66.3		
Rupp RS 4340RR	Rupp Seeds Inc.	3.8		2657	TBA	TBA	1c	4.0	71.1	66.0	68.6		
	Max			3155	TBA	TBA			73.1	73.0	73.1	64.1	
	Mean			2669	TBA	TBA			64.8	65.5	65.2	59.7	
	Min			2329	TBA	TBA			55.4	59.0	58.4	55.9	
	LSD 0.30								2.6	3.0			

TABLE 8, The 2007 Ohio Soybean Performance Trials, *Central Region Roundup Ready Late Varieties*

See "Measurements and Records" in text for description

Entry		Physical Characteristics					Phytophthora		Central Region Yield (Bu/ac)			
Brand/Variety	Company Name	Rel. Mat.	Plant Ht.	Seeds/lb	% Prot.	% Oil	Resis. Gene	Partial Resist.	C1	C2	C Mean	06-07 Mean
DSR-3535/RR	Dairyland Seed Co. Inc.	3.3		3031	TBA	TBA	none	4.7	62.6	62.0	62.3	
Pioneer Brand 93M43	Pioneer Hi-Bred Intl.	3.5		2577	TBA	TBA	1K	4.5	57.7	64.0	60.9	59.6
SC 9366RR	Seed Consultants Inc.	3.5		2804	TBA	TBA	none	6.8	57.5	69.0	63.3	56.2
AGI 34RN03	Advanced Genetics Inc.	3.5		2796	TBA	TBA	1c	4.3	66.4	60.0	63.2	
Beck 342NRR	Beck's Superior Hybrids	3.6		2600	TBA	TBA	1c	4.2	53.9	65.0	59.5	57.7
Ebberts 1357RR	Ebberts Field Seeds Inc.	3.6		2643	TBA	TBA	1c	4.7	66.7	60.0	63.4	58.7
Stine 3620-4	Stine Seed Company	3.6		2762	TBA	TBA	1c	3.8	66.3	65.0	65.7	
SC 9336RR	Seed Consultants Inc.	3.6		2753	TBA	TBA	1k	5.7	62.1	65.0	63.6	53.9
SC 9328RR	Seed Consultants Inc.	3.7		2743	TBA	TBA	none	4.0	70.1	74.0	72.1	
378NRR	Campbell Seeds	3.7		2675	TBA	TBA	1c	5.7	62.6	59.0	60.8	
BG 3807 RN	BioGene Seeds	3.7		2899	TBA	TBA	1a	4.0	61.5	69.0	65.3	58.9
Helena 3576RR	Helena Chemical Co.	3.8		3065	TBA	TBA	TBA	TBA	59.3	57.0	58.2	
Asgrow AG 3603	Monsanto	3.8		2694	TBA	TBA	1c	5.2	60.8	58.0	59.4	
363NRR	Campbell Seeds	3.8		2762	TBA	TBA	1c	6.3	61.6	61.0	61.3	
DSR-3675/RR	Dairyland Seed Co. Inc.	3.8		2971	TBA	TBA	1c	5.2	65.1	63.0	64.1	
GR 3631	Midwest Seed Genetics	3.8		2890	TBA	TBA	none	5.0	63.5	74.0	68.8	
BG 3708 RN	BioGene Seeds	3.8		2770	TBA	TBA	none	4.0	58.0	63.0	60.5	
Beck 377NRR	Beck's Superior Hybrids	3.8		2794	TBA	TBA	none	5.3	56.0	66.0	61.0	
Wellman W3837RR	Wellman Seeds Inc.	3.8		2965	TBA	TBA	1c	5.0	62.8	61.0	61.9	
Pioneer Brand 93M70	Pioneer Hi-Bred Intl.	3.8		2593	TBA	TBA	1c	4.8	62.1	65.0	63.6	
388NRR	Campbell Seeds	3.8		2606	TBA	TBA	1c	4.0	58.7	61.0	59.9	
AGI 36RN01	Advanced Genetics Inc.	3.8		2804	TBA	TBA	1c	5.2	57.1	66.0	61.6	55.0
Wellman W3638RR	Wellman Seeds Inc.	3.8		2799	TBA	TBA	1a	4.3	55.3	68.0	61.7	58.9
Asgrow AG 3505	Monsanto	3.8		2799	TBA	TBA	1c	5.0	65.1	63.0	64.1	60.4
Stine 3582-4	Stine Seed Company	3.8		2725	TBA	TBA	none	5.5	58.4	71.0	64.7	59.3
SC 9376RR	Seed Consultants Inc.	3.8		2830	TBA	TBA	1k	5.2	64.8	70.0	67.4	62.5
Ebberts 1365RR	Ebberts Field Seeds Inc.	3.8		2541	TBA	TBA	1c	4.5	65.9	65.0	65.5	60.4
BG 3806 RN	BioGene Seeds	3.9		2789	TBA	TBA	1a	5.2	57.1	61.0	59.1	56.8
Ebbert's 1378 RR	Ebberts Field Seeds Inc.	3.9		2937	TBA	TBA	1c	5.2	59.3	65.0	62.2	
SC 9387RR	Seed Consultants Inc.	3.9		2785	TBA	TBA	TBA	TBA	59.4	65.0	62.2	56.5
SC 9365RR	Seed Consultants Inc.	3.9		2732	TBA	TBA	none	6.0	59.2	72.0	65.6	57.1
Asgrow AG 3803	Monsanto	3.9		2834	TBA	TBA	1c	4.2	71.2	71.0	71.1	
Pioneer Brand 93M92	Pioneer Hi-Bred Intl.	3.9		2818	TBA	TBA	1c	5.7	54.4	61.0	57.7	
GL 371 RR	Great Lakes Hybrids	3.9		2727	TBA	TBA	none	4.5	58.2	59.0	58.6	
Asgrow AG 3705	Monsanto	3.9		2471	TBA	TBA	1c	5.0	60.8	62.0	61.4	58.5
SC 9386RR	Seed Consultants Inc.	3.9		3041	TBA	TBA	1c	4.2	59.0	64.0	61.5	56.0
Helena 3676RR	Helena Chemical Co.	3.9		2979	TBA	TBA	TBA	TBA	57.8	66.0	61.9	57.0
SC 9355RR	Seed Consultants Inc.	3.9		2870	TBA	TBA	1c	4.0	60.0	64.0	62.0	58.8
Ebberts 1386RR	Ebberts Field Seeds Inc.	3.9		3243	TBA	TBA	1c	4.5	59.3	68.0	63.7	58.7
Wellman W3636RR	Wellman Seeds Inc.	3.9		2963	TBA	TBA	1c	5.7	64.0	66.0	65.0	60.4
SC 9388RR	Seed Consultants Inc.	4.0		2775	TBA	TBA	1a	4.8	58.7	65.0	61.9	
NK S38-D5	Garst Seed Co.	4.0		3445	TBA	TBA	1c	4.8	68.6	61.0	64.8	
NK S39-A3	Garst Seed Co.	4.0		2760	TBA	TBA	none	5.8	67.0	62.0	64.5	
C3916R	Crow's Hybrid Corn Co.	4.0		2643	TBA	TBA	1c	3.3	62.5	67.0	64.8	
GR 3832	Midwest Seed Genetics	4.0		2931	TBA	TBA	1c	3.8	62.0	70.0	66.0	58.6
Beck 399NRR	Beck's Superior Hybrids	4.1		2685	TBA	TBA	TBA	TBA	58.4	62.0	60.2	
C3817R	Crow's Hybrid Corn Co.	4.1		2908	TBA	TBA	1c	3.8	58.9	72.0	65.5	60.8
	Max			3445	TBA	TBA			71.2	74.0	72.1	62.5
	Mean			2826	TBA	TBA			61.4	65.0	63.2	58.5
	Min			2471	TBA	TBA			53.9	57.0	57.7	53.9
	LSD 0.30								2.7	3.1		

TABLE 9, The 2007 Ohio Soybean Performance Trials, *South Region Normal Varieties*

See "Measurements and Records" in text for description

Entry		Physical Characteristics					Phytophthora		South Region Yield (Bu/ac)			
Brand/Variety	Company Name	Rel. Mat.	Plant Ht.	Seeds/ lb	% Prot.	% Oil	Resis. Gene	Partial Resist.	S1	S2	S Mean	06-07 Mean
Dilworth	Public Certified	3.1		2533	TBA	TBA	ND	TBA	57.8	58.5	58.1	56.1
Ohio FG1	Public Certified	3.4		1986	TBA	TBA	TBA	TBA	56.8	54.6	55.7	55.1
Dennison	Public Certified	3.5		2574	TBA	TBA	TBA	TBA	67.5	72.5	70.0	65.8
Kottman	Public Certified	3.7		2334	TBA	TBA	ND	TBA	60.6	67.2	63.9	61.2
OHS 303	OARDC	3.8		2358	TBA	TBA	ND	TBA	60.9	60.7	60.8	
Porter PH 4380 N	Porter Hybrids Inc.	3.6		2683	TBA	TBA	1c	3.8	67.2	73.2	70.2	68.1
Ebberts 3386	Ebberts Field Seeds Inc.	3.8		2551	TBA	TBA	1c	3.7	75.5	72.2	73.8	72.0
446F.HP	Schillinger Seed Inc.	3.8		2899	TBA	TBA	1c	5.3	57.2	64.5	60.8	
Porter PH 4360 N	Porter Hybrids Inc.	3.8		2529	TBA	TBA	1c	3.8	61.7	80.5	71.1	69.1
	Max			2899	TBA	TBA			75.5	80.5	73.8	72.0
	Mean			2535	TBA	TBA			64.1	68.4	65.8	64.9
	Min			1986	TBA	TBA			56.8	54.6	55.7	55.1
	LSD 0.30								2.5	2.9		

TABLE 10, The 2007 Ohio Soybean Performance Trials, *South Region Early Roundup Ready Varieties*

See "Measurements and Records" in text for description

Entry		Physical Characteristics					Phytophthora		South Region Yield (Bu/ac)			
Brand/Variety	Company Name	Rel. Mat.	Plant Ht.	Seeds/ lb	% Prot.	% Oil	Resis. Gene	Partial Resist.	S1	S2	S Mean	06-07 Mean
AGI 31R04	Advanced Genetics Inc.	3.1		2329	TBA	TBA	1c	5.7	62.8	63.6	63.2	
Ebberts 1314RR	Ebberts Field Seeds Inc.	3.2		2433	TBA	TBA	1a	6.0	64.7	67.0	65.8	
Steyer 2950 RRScn	Steyer Seeds	3.2		2890	TBA	TBA	none	4.2	62.7	59.9	61.3	
SC 9348RR	Seed Consultants Inc.	3.3		2644	TBA	TBA	1c	5.0	62.8	58.9	60.8	
SC 9338RR	Seed Consultants Inc.	3.4		2469	TBA	TBA	none	3.7	57.9	64.2	61.0	
Asgrow AG 3402	Monsanto	3.4		2696	TBA	TBA	1c	4.7	59.5	56.7	58.1	
GSF 347RR	Gries Seed Farms Inc.	3.4		2958	TBA	TBA	1a	4.5	60.6	64.2	62.4	
Dyna-Gro 35Y36	UAP Distribution Inc.	3.4		2829	TBA	TBA	none	4.7	63.2	63.1	63.1	
Ebbert's 1328 RR	Ebberts Field Seeds Inc.	3.5		2506	TBA	TBA	1a	5.0	63.4	60.1	61.8	
347NRR	Campbell Seeds	3.5		2714	TBA	TBA	1c	5.0	66.7	65.1	65.9	
Pioneer Brand 93M43	Pioneer Hi-Bred Intl.	3.5		2577	TBA	TBA	1K	4.5	57.9	67.4	62.6	66.5
SC 9366RR	Seed Consultants Inc.	3.5		2804	TBA	TBA	none	6.8	67.3	61.3	64.3	65.7
Ebberts 1357RR	Ebberts Field Seeds Inc.	3.6		2643	TBA	TBA	1c	4.7	63.9	60.8	62.3	62.0
Stine 3620-4	Stine Seed Company	3.6		2762	TBA	TBA	1c	3.8	61.4	69.2	65.3	
Steyer 3490 RRScn	Steyer Seeds	3.7		2822	TBA	TBA	1c	4.0	61.4	61.4	61.4	
SC 9328RR	Seed Consultants Inc.	3.7		2743	TBA	TBA	none	4.0	64.1	67.5	65.8	
378NRR	Campbell Seeds	3.7		2675	TBA	TBA	1c	5.7	64.0	59.7	61.8	
BG 3807 RN	BioGene Seeds	3.7		2899	TBA	TBA	1a	4.0	67.7	65.0	66.3	67.2
Pioneer Brand 93M42	Pioneer Hi-Bred Intl.	3.8		2599	TBA	TBA	1a	5.7	65.5	66.2	65.9	
363NRR	Campbell Seeds	3.8		2762	TBA	TBA	1c	6.3	59.6	55.0	57.3	
Asgrow AG 3603	Monsanto	3.8		2694	TBA	TBA	1c	5.2	60.9	58.3	59.6	
Premier P 6636 N RR	Porter Hybrids Inc.	3.8		2931	TBA	TBA	1c	4.0	58.5	67.4	62.9	
GR 3631	Midwest Seed Genetics	3.8		2890	TBA	TBA	none	5.0	66.5	65.5	66.0	
Wellman W3837RR	Wellman Seeds Inc.	3.8		2965	TBA	TBA	1c	5.0	63.9	65.7	64.8	
BG 3708 RN	BioGene Seeds	3.8		2770	TBA	TBA	none	4.0	67.0	68.9	67.9	
NK S37-P5	Garst Seed Co.	3.8		2827	TBA	TBA	none	5.2	71.9	66.9	69.4	
Pioneer Brand 93M70	Pioneer Hi-Bred Intl.	3.8		2593	TBA	TBA	1c	4.8	68.5	71.2	69.9	
NK S37-F7	Garst Seed Co.	4.0		2931	TBA	TBA	none	4.7	68.1	66.2	67.2	
	Max			2965	TBA	TBA			71.9	71.2	69.9	67.2
	Mean			2735	TBA	TBA			63.9	64.1	63.9	65.7
	Min			2329	TBA	TBA			57.9	55.0	57.3	61.98
	LSD 0.30								2.4	3.7		

Short soybean plants and big yields

By JIM BEUERLEIN, OHIO STATE UNIVERSITY EXTENSION AGRONOMIST

The 2007 soybean growing season was, to say the least, both different and the same as other years. There was drought in some areas and flooding in others; yield disasters and new record highs; serious insect problems and no insects; severe disease and little disease, all depending on which times in the growing season you were taking notes and on your location in the state.

There was a lot of soybean greenstem, which made harvest troublesome and generated a lot of questions, and there was less late-season disease than normal. The 2007 season may end up setting a new yield record, or at least come very close to the 2004 and 2006 record of 47 bushels per acre.

The crop was planted in a timely manner and into moist soil, which resulted in an early start with good stands. The dry weather in late May through much of July caused plants to produce large root systems, but it reduced top growth, which is the usual reaction to early season drought. Dry topsoil eliminated the development of root rot diseases that normally reduce the size and function of root systems. Large, healthy root systems along with reduced vegetation resulted in a major increase in water use efficiency.

Two other yield promoters were the less than normal insect damage in most areas, and less foliar disease, which kept carbohydrate production high late into the grain filling period. The root systems were able to take up water and nutrients later into the grain fill period than normal, which supported high rates of photosynthesis during the warm, sunny days in September.

Normally, the soybean crop dies as the result of poorly functioning root systems that are unable to deliver the needed water and nutrients late into the grain filling period. The result of poorly functioning root systems is digestion of leaves and stems to complete pod fill, causing the leaves to turn yellow and fall to the ground. The same action causes the stems to dry and become rigid.

When plants are able to produce seeds of adequate size for the next growing season without the digestion of the plant leaves and stems, those structures stay green until water movement from the root stops completely or until they are killed by frost. Leaves are more easily digested than stems and are consumed first. Occasionally a situation known as greenstem occurs, in which only the leaves get digested, turn yellow and fall to the ground, while the stems remain intact and green. This is what happened in many Ohio fields this fall, and was both a curse and a blessing. While harvesting research plots, I noted that plots with greenstem usually had high yields, with grain at the same moisture content as plots without green stems, so the two characteristics, high yield and green stems, went hand-in-hand.

2007 reminded us of the importance of large, healthy root systems. The selection of varieties with good resistance to root rot diseases and the use of seed treatment

fungicides are two actions producers can take to improve root system size and health. Longer crop rotations will reduce the negative impact of some diseases and insects. The elimination of soil compaction and the improvement of soil structure also will increase the size of the root system. As tillage is reduced, soil structure improves, but that improvement can be negated by

machinery traffic when the soil has high levels of moisture.

We also were reminded that large plants don't always result in big yields, and that small plants also can produce big yields. The more leaf area a crop has the more water it uses. Thus, smaller plants, reduced populations and crops with low water needs are usually recom-

mended for droughty soils. If our growing seasons continue to be droughty we will need to make adjustments to cultural practices to improve water use efficiency and maintain productivity. As always, the best game plan for high profitability is to continue doing the correct things in the correct way and at the correct time.

Seeking powerful yields in 2008?

The Doctor Prescribes:

BECK 5444VT3 Brand

with **FREE** refuge of **BECK 5444RR Brand**
Call for details.

PRESCRIPTION

For: Joe Farmer From: Dr. Cavanaugh
Ailment: Lack of 5444VT3 Date: Oct. 2007


Rx

- Beck's Genetics
- YieldGard VT Triple

- 100% Replant
- Sure Gro
- FaStart

Discover The Power and plant 5444VT3 on your medium to better soils for powerful yields. Planting 5444VT3 will result in strong root strength, good drought tolerance, and terrific insect protection.

YieldGard VT Triple



Dr. Kevin Cavanaugh, Research Director

Fill your prescription today!

The Ohio State University 2007 Independent Test Results

Brand	Test/Location	% Mois.	Bu./A.	Rank
BECK 5444VT3	Northwest Full - Van Wert	18.0	222.6	2nd out of 76
BECK 5555CBRWRR	Northwest Full - Van Wert	18.9	221.2	5th out of 76
BECK 5444VT3	Northwest Full - Hoytville	16.9	198.7	4th out of 76
BECK 5444VT3	Southwest Early - 3 Loc. Average	18.1	237.0	2nd out of 43
BECK 5444VT3	Southwest Early - Washington C.H.	16.2	246.6	2nd out of 43
BECK 5555CBRWRR	Southwest Early - Washington C.H.	16.7	239.2	3rd out of 43
BECK 5444VT3	Southwest Early - South Charleston	16.2	254.5	2nd out of 43

BECK'S
HYBRIDS

Atlanta, IN | 1-800-937-2325 | www.beckshybrids.com

Discover The Power. Sure Gro, FaStart and Beck's logo are trademarks of Beck's Superior Hybrids, Inc. YieldGard VT Triple and Roundup Ready are trademarks of Monsanto Technology, LLC

Abnormal ears of 2007

During the 2007 growing season, the unusual growing conditions resulted in some unusual corn ears. Below is a compilation of some related articles by Peter Thomison featured in the CORN Newsletter throughout the summer and fall.

Incomplete ear fill

Drought stress during the 2007 growing season has resulted in a wide range of ear development problems. Of these, unfilled ear tips, i.e. ears of corn with no kernels and/or undeveloped kernels on the last two or more inches of the ear tip, are among the most common.

Several factors may cause this problem. The ovules at the tip of the ear are the last to be pollinated, and under certain conditions only a limited amount of pollen may be available to germinate late-emerging silks. Pollen shed may be complete before the silks associated with the tip ovules emerge (not uncommon under drought stress). As a result, no kernels form at the ear tip. Severe drought stress may result in slow growth of the silks that prevents them from emerging in time to receive pollen.

Uneven plant development within fields may have magnified this problem. Pollen feeding and silk clipping by corn rootworm beetles and Japanese beetles also contribute to pollination problems resulting in poorly filled tips and ears.

I've observed this insect injury in late-planted (late May/early June) cornfields, especially fields surrounded by early (late April/early May) planted corn. In several fields, the damage has been extensive with many ears showing mostly cob and only a few scattered kernels.

Incomplete ear fill also may be related to kernel abortion. If plant nutrients (sugars and proteins) are limited during the early stages of kernel development, then kernels at the tip of the ear may abort. Kernels at the tip of the ear are the last to be pollinated and cannot compete as effectively for nutrients as kernels formed earlier. Stress conditions, such as heat and moisture stress, nitrogen deficiency, hail, and foliar disease damage, may cause a shortage of nutrients that lead to kernel abortion. Periods of cloudy weather following pollination, or the mutual shading from very high plant populations also can contribute to kernel abortion.

Some agronomists characterize the kernel abortion that occurs at the end of the ear as tip dieback. Kernel abortion may be distinguished from poor pollination of tip kernels by color. Aborted kernels and ovules not fertilized will both appear dried up and shrunken; however aborted kernels often have a slight yellowish color.

Zipper ears

Another widely observed ear develop-

ment problem involves ears with missing kernel rows on the side of the cob away from the stalk that give a zippering look on the ears. The zippering often extends most of the cob's length. The zippering is due to kernels that are poorly developed and/or ovules that have aborted and/or not pollinated. Affected ears are often associated with corn plants which have experienced drought stress during early grain fill; cobs associated with the zippering are usually smaller than normal and poor tip fill is usually present.

Differences in the degree of zippering among hybrids is evident. What's difficult to explain is why this very distinct "missing row" anomaly occurs on the outside or underside of the ears fairly consistently.

Some of the explanations for zipper ears that I've heard include the following: 1) silks attached to the kernels (associated with the missing row) were covered up by other silks and simply did not get pollinated or, more likely, were pollinated late and as a result were more prone to abortion; 2) differential corn rootworm beetle silk clipping and feeding, i.e. beetles are below the ear during daytime hours, preferentially clipping silks of kernels facing downward; 3) differential kernel growth rate on the ear.

Under drought stress, silk emergence can be slower than pollen shed. Perhaps silks on the outside or underside of the ear


emerge more slowly than those facing the stalk. As a result, they may be pollinated later or emerge after pollen shed is complete. The later pollinated kernels may be outcompeted for limited photosynthates by other kernels that are larger and further along in development, and thus more effective in competing for the limited supply of photosynthates (similar to the problem that occurs with kernel abortion that occurs at the tip of the ear).

4) Small, short ear shanks might play a role in this problem — if the shanks collapse or pinch (due to drought) perhaps it might impair the vascular tissue conducting nutrients to kernel rows on the outside or underside of the ear.

In studies in which corn plants have been subjected to severe defoliation during the late silk and early blister stages, we've observed the resulting ears to show zippering, which suggests that a sudden reduction in photosynthate supply may be a factor. The zippering did not occur when plants were subject to similar defoliation at the milk or dough kernel development stage.

Tassel ears

I've also received several questions about tassel ears in corn. Corn is the only major field crop characterized by separate male and female flowering structures, the tassel and ear, respectively. However, in most cornfields it is not unusual to find a



SOY OHIO
Ohio Soybean Council

Learn about the potential premium opportunities in your area when you visit www.soybeanrewards.org

The key to finding real profit potential is knowing where to look.

There are a range of programs offering a premium for specific soybean varieties or attributes, like Low Linolenic, Non-GMO or specific oil and protein content, to name a few.

Put the resources of the Soybean Rewards Program to work for you, check out all the opportunities at soybeanrewards.org.

Companies and processors participating in Soybean Rewards include Archbold Elevators, Inc., Archer Daniels Midland, Bunge, Cargill Inc., Consolidated Grain and Barge Co., HAPI-Ohio, Mercer Landmark, Inc., Ottawa Feed & Grain, Pioneer and Wellman Seeds, Inc.

Soybean Rewards
Earning a premium just got easier.

The Soybean Rewards Program was established by the Ohio Soybean Council as a service to Ohio soybean farmers. This message brought to you by the Ohio soybean farmers and their checkoff.

few scattered plants with a combination tassel and ear in the same structure — a “tassel ear.” The ear portion of this tassel ear structure usually contains only a limited number of kernels.

Tassel ears often appear on tillers (suckers) arising from plants with normal ears and tassels. These tassel ears are produced at a terminal position on the tiller where a tassel would normally appear. However, tassel ears also may be produced by individual plants. No specific cause of this condition is known, but it often occurs in shorter spindly plants associated with delayed emergence and uneven crop development. Some hybrids may also be more prone to tiller under certain environmental conditions and these tillers may give rise to tassel ears.

Tassel ears are frequently observed along the edges of fields where early season soil compaction and saturated soil conditions may have contributed to this abnormal growth and development. Tassel ears are a reminder that the male and female parts of the corn plant are structurally very closely related. Wild progenitors of corn-teosinte spp. have complete flowers with tassels and silks together. These can be crossed with *Zea mays* (normal corn).

There has been some speculation that a fungal disease called “crazy top” may be responsible for this abnormal ear condition. Crazy top does affect the appearance of tassels and ears, but the symptoms are distinctly different from those of the tassel ear phenomenon. Crazy top causes the tassel and/or the ear to become leaf-like. In severe cases, the whole top of a plant and ears are replaced with a mass of leaf-like structures. Visual symptoms and more details concerning crazy top are available online at www.oardc.ohio-state.edu/ohiofield-cropdisease/corn/crazytop.htm.

For more information on tillering, check out fact sheet AGF-121-95, “Corn Growth and Development — Does Tillering Affect Hybrid Performance?” It’s available online at: ohioline.osu.edu/agf-fact/0121.html.

Beer can ears

I received several reports of “beer can” ears, an abnormal condition in which corn ear length is markedly shortened. This ear abnormality also has been referred to as ear stunting, “blunt ear” or “pinched ear” syndrome.

Two key visual symptoms associated with ear stunting are ears that are much shorter than normal and a considerable section of the ear tip that has not produced kernels. This latter symptom appears to be related to poor pollination, perhaps the result of tight husks preventing and/or delaying normal silk emergence. These husks tightly cover stunted ears and may not provide adequate space for silks to emerge normally. “Beer can” ear problems are often associated with multiple ear shoots per node. Several nodes of the affected plant may exhibit stunted ears and multiple ears per node.

Corn plants with stunted ears generally appear healthy with normal husk formation and growth. However, husks may appear somewhat pointed, probably because husks were more tightly wrapped

around the much smaller ear enclosed. At harvest, plants with stunted ears often turn purple due to an accumulation of sugars in the leaf and stalk tissue. Ear stunting is often localized within fields (e.g. head rows and border rows or patches within fields) with only a small percentage of plants (less than 1% to 5%) affected.

Little is known concerning possible causes of this abnormal ear development. The problem may be related to a low

temperature stress or shock during ear development between the 5-leaf collar stage and 12-leaf collar stage. In 1992, a year during which corn ear stunting was widely observed across the Corn Belt, the only common factor shared by fields exhibiting ear stunting problems seemed to be low temperature (down to near freezing) in late June during ear size determination. The localized occurrence of beer can ears within a field supports

speculation that some stress may be impacting ear development of a limited number of plants, which are at a highly sensitive growth stage.

No consistent relationships between soil fertility levels, herbicide programs or corn diseases is evident. Some have suggested micronutrient deficiencies associated with high pH effects, which may play a role. Hybrids also appear to differ in susceptibility to the problem.



EBBERTS FIELD SEEDS, INC.
COVINGTON, OHIO

1-888-802-5715 ~ www.ebbertsfieldseeds.com

**IF YOU'RE LOOKING FOR A SEED COMPANY
WITH DEPENDABLE YEAR AFTER YEAR PERFORMANCE,
QUALITY SEED CONDITIONING, AND LOWER SEED COST.....
GIVE EBBERTS A CALL!**

**OUR 1314RR – 1365RR
1378RR – 1386RR
SOYBEANS HAVE EXCELLENT
HIGH YIELDS COMPARED WITH OUR
LEADING COMPETITORS.**

**EBBERTS
2807 Triple Stack
2808 Triple Stack
2711 Yield Gard Plus
CORN HYBRIDS OFFER
UNBEATABLE VALUE**

**\$76.95* FOR
CONVENTIONAL HYBRIDS
\$143.95* FOR
TRIPLE STACK HYBRIDS**

(RR+ROOTWORM+CORN BORER+PONCHO 250)

**\$129.95* DOUBLE STACK
(ROOTWORM+CORN BORER+PONCHO 250)**



**WE OFFER BULK SEED DELIVERY & 12-MONTH EXTENDED
TERM FINANCING, CALL FOR DETAILS**

TABLE 11, The 2007 Ohio Soybean Performance Trials, *South Region Late Roundup Ready Varieties*

See "Measurements and Records" in text for description

Entry		Physical Characteristics						Phytophthora		South Region Yield (Bu/ac)			
Brand/Variety	Company Name	Rel. Mat.	Plant Ht.	Seeds/lb	% Prot.	% Oil	Resis. Gene	Partial Resist.	S1	S2	S Mean	06-07 Mean	
Stine 4020-4	Stine Seed Company	3.4		2605	TBA	TBA	none	3.7	69.7	72.2	71.0		
Wellman W3734RR	Wellman Seeds Inc.	3.6		2914	TBA	TBA	1c	4.5	63.1	64.1	63.6		
Asgrow AG 3505	Monsanto	3.8		2799	TBA	TBA	1c	5.0	59.9	72.4	66.1	65.3	
AGI 36RN01	Advanced Genetics Inc.	3.8		2804	TBA	TBA	1c	5.2	61.0	73.3	67.2	67.1	
388NRR	Campbell Seeds	3.8		2606	TBA	TBA	1c	4.0	62.3	74.7	68.5		
AGI 38RSN04	Advanced Genetics Inc.	3.8		3017	TBA	TBA	1c	3.8	65.4	73.0	69.2		
Wellman W3638RR	Wellman Seeds Inc.	3.8		2799	TBA	TBA	1a	4.3	63.9	76.9	70.4	68.2	
SC 9376RR	Seed Consultants Inc.	3.8		2830	TBA	TBA	1k	5.2	65.6	80.3	72.9	70.9	
Ebberts 1365RR	Ebberts Field Seeds Inc.	3.8		2541	TBA	TBA	1c	4.5	60.4	72.8	66.6	66.6	
GL 3849RR	Great Lakes Hybrids	3.9		2752	TBA	TBA	1c	6.2	59.0	67.7	63.4		
Dyna-Gro 32X39	UAP Distribution Inc.	3.9		2883	TBA	TBA	1c	4.7	63.0	69.0	66.0		
SC 9365RR	Seed Consultants Inc.	3.9		2732	TBA	TBA	none	6.0	62.2	70.6	66.4	64.8	
Ebbert's 1378 RR	Ebberts Field Seeds Inc.	3.9		2937	TBA	TBA	1c	5.2	68.1	68.6	68.4		
BG 3806 RN	BioGene Seeds	3.9		2789	TBA	TBA	1a	5.2	67.2	73.4	70.3	66.1	
SC 9387RR	Seed Consultants Inc.	3.9		2785	TBA	TBA	TBA	TBA	65.8	75.6	70.7	66.7	
Asgrow AG 3803	Monsanto	3.9		2834	TBA	TBA	1c	4.2	67.4	75.3	71.3		
SC 9415RR	Seed Consultants Inc.	3.9		2704	TBA	TBA	none	3.3	56.5	59.9	58.2	59.0	
GL 371 RR	Great Lakes Hybrids	3.9		2727	TBA	TBA	none	4.5	59.9	65.7	62.8	66.0	
Ebberts 1386RR	Ebberts Field Seeds Inc.	3.9		3243	TBA	TBA	1c	4.5	59.7	70.3	65.0	64.4	
Pioneer Brand 93M92	Pioneer Hi-Bred Intl.	3.9		2818	TBA	TBA	1c	5.7	66.4	68.3	67.4		
Asgrow AG 3705	Monsanto	3.9		2471	TBA	TBA	1c	5.0	61.4	74.2	67.8	65.5	
Wellman W3636RR	Wellman Seeds Inc.	3.9		2963	TBA	TBA	1c	5.7	63.5	72.2	67.8	67.3	
SC 9386RR	Seed Consultants Inc.	3.9		3041	TBA	TBA	1c	4.2	60.0	78.6	69.3	66.8	
AGI 38RN06	Advanced Genetics Inc.	3.9		2827	TBA	TBA	none	4.7	64.5	75.8	70.1	65.0	
SC 9355RR	Seed Consultants Inc.	3.9		2870	TBA	TBA	1c	4.0	60.6	84.8	72.7	68.1	
SC 9388RR	Seed Consultants Inc.	4.0		2775	TBA	TBA	1a	4.8	59.8	67.4	63.6		
NK S38-D5	Garst Seed Co.	4.0		3445	TBA	TBA	1c	4.8	66.3	74.9	70.6		
Dyna-Gro 35G38	UAP Distribution Inc.	4.0		2787	TBA	TBA	none	4.2	64.1	67.3	65.7	65.8	
Asgrow AG 3905	Monsanto	4.0		2785	TBA	TBA	1c	4.5	64.6	71.4	68.0		
GR 3832	Midwest Seed Genetics	4.0		2931	TBA	TBA	1c	3.8	63.4	73.4	68.4	66.5	
C3916R	Crow's Hybrid Corn Co.	4.0		2643	TBA	TBA	1c	3.3	65.3	74.0	69.6		
NK S39-A3	Garst Seed Co.	4.0		2760	TBA	TBA	none	5.8	69.5	75.8	72.6		
GR 4154	Midwest Seed Genetics	4.1		3243	TBA	TBA	none	4.2	64.9	67.9	66.4		
Beck 399NRR	Beck's Superior Hybrids	4.1		2685	TBA	TBA	TBA	TBA	61.6	73.5	67.5		
C3817R	Crow's Hybrid Corn Co.	4.1		2908	TBA	TBA	1c	3.8	64.5	80.9	72.7	68.1	
SC 9399RR	Seed Consultants Inc.	4.1		2855	TBA	TBA	1c	4.7	60.7	72.3	66.5		
Premier P 8440 N RR	Porter Hybrids Inc.	4.1		2907	TBA	TBA	none	3.2	65.7	74.9	70.3		
Dyna-Gro 33A40	UAP Distribution Inc.	4.1		3033	TBA	TBA	TBA	TBA	66.8	88.6	77.7		
Pioneer Brand 94M30	Pioneer Hi-Bred Intl.	4.1		2883	TBA	TBA	1k	5.7	61.8	70.5	66.1	62.9	
418NRR	Campbell Seeds	4.1		2720	TBA	TBA	1a	3.7	67.5	83.0	75.3		
Beck 422RR	Beck's Superior Hybrids	4.1		2723	TBA	TBA	none	4.0	66.0	69.1	67.6		
SC 9448RR	Seed Consultants Inc.	4.1		2469	TBA	TBA	none	4.3	63.0	71.6	67.3		
SC 9456RR	Seed Consultants Inc.	4.2		3186	TBA	TBA	none	5.7	63.5	74.6	69.0	64.6	
GL 4519RR	Great Lakes Hybrids	4.2		3049	TBA	TBA	none	4.3	63.6	75.1	69.3		
SC 9478RR	Seed Consultants Inc.	4.2		3314	TBA	TBA	none	4.0	56.6	70.0	63.3		
SC 9468RR	Seed Consultants Inc.	4.2		2748	TBA	TBA	none	4.8	65.2	76.7	70.9		
	Max			3445	TBA	TBA			69.7	88.6	77.7	70.9	
	Mean			2863	TBA	TBA			63.6	73.4	68.5	66.2	
	Min			2469	TBA	TBA			56.5	59.9	58.2	59.0	
	LSD 0.30								2.7	3.8			

TABLE 12, The 2007 Ohio Soybean Performance Trials, *Low Lin Varieties*

See "Measurements and Records" in text for description

Entry		Physical Characteristics					Phytophthora		Low Lin Yield (Bu/ac)		
Brand/Variety	Company Name	Rel. Mat.	Plant Ht.	Seeds/lb	% Prot.	% Oil	Resis. Gene	Partial Resist.	N1	C1	LL Mean
Pioneer 92M82	Pioneer Hi-Bred Intl.	3.0		2200	TBA	TBA	1k	5.2	66.1	47.6	47.6
Pioneer 93M20	Pioneer Hi-Bred Intl.	3.1		2564	TBA	TBA	none	4.3	66.3	48.6	48.6
Beck 326RRL	Beck's Superior Hybrids	3.2		2735	TBA	TBA	1c	4.7	70.5	51.8	51.8
	LSD 0.30								2.4	2.1	

2007 OHIO FORAGE PERFORMANCE TRIALS

R. Mark Sulc, John S. McCormick, Landon H. Rhodes, David J. Barker, and Keith A. Diedrick

Summary

This report is a summary of performance data collected from forage variety trials in Ohio during 2007. This report includes performance of commercial varieties of alfalfa, red clover, orchardgrass, tall fescue, perennial and annual ryegrass in tests planted in 2005 to 2007 across four sites in Ohio: South Charleston, North Baltimore, Wooster, and Jackson. For more details on forage species and management, see the *Ohio Agronomy Guide*, Ohio State University Extension Bulletin 472, (available online at <http://ohioline.osu.edu/b472/0008.html>).

Interpreting Yield Data in this Report

Least significant differences (LSD) are listed at the bottom of the tables along with the trial average (mean). Differences between varieties are statistically significant if the difference is equal to or greater than the LSD value. For example, if a variety yields more than another variety by the LSD value, then we are 95% sure that the yield difference is real, with only a 5% probability that the difference is due to chance alone. Results reported here should be representative of what might occur throughout the state but would be most applicable under environmental and management conditions similar to those at the testing sites.

Summary of 2007 Growing Conditions

The growing season began with above normal temperatures in March followed by below normal temperatures in April, including several days when temperatures fell below 20 F, killing back early spring growth. Forages in the southern two-thirds of the state were most severely affected by the late spring freeze. Temperatures were above normal all months except April and July. Several months had below normal rainfall at all locations. Total rainfall for the season was above normal at N. Baltimore (+2.4 inches) and Wooster (+1.6 inches), but below normal for South Charleston (-2.0 inches) and Jackson (-9.0 inches). Yields were below the record highs of 2006.

Alfalfa

The trial established in 2006 at Wooster had the highest yields, averaging 7.4 tons/acre. Alfalfa weevil populations were low at all sites and no insecticide was required for their control. Insecticide applications were used at all locations for control of potato leafhopper (PLH) in the standard yield trials.

No insecticide was applied to control potato leafhopper in the Regional Alfalfa Yield Trial for Potato Leafhopper Resistance conducted at South Charleston, OH and Ames, IA. Leafhopper populations were above economic thresholds at both locations, resulting in significant yield differences among varieties in response to PLH injury. Leafhopper resistant varieties are not resistant to alfalfa weevil, and will need to be treated with insecticides if weevil populations exceed action thresholds.

Orchardgrass

Yield in 2007 was lower due to the reduced rainfall. Orchardgrass varieties differed greatly in yield over the season, and all varieties went dormant for part of the summer due to drought.

Tall Fescue

The tall fescue trial of endophyte-free varieties established at Jackson in 2004 had lower yields in 2007 than in 2006. New varieties that are endophyte free or that contain a non-toxic endophyte (eg., Jessup Max Q) have potential to increase animal performance during the summer grazing season and to provide forage for beef cattle and sheep during autumn and early winter.

Perennial Ryegrass

The perennial ryegrass trial at South Charleston also had lower yields in 2007. Only two harvests were made due to the reduced growth from below normal rainfall. Perennial ryegrass (diploid and tetraploid) is the most winter hardy of the ryegrass types. A couple of varieties in the ryegrass trial were **festuloliums**, which are crosses between annual ryegrass and fescue. They generally are more winter-hardy and slightly more drought tolerant than perennial ryegrass.

Annual Ryegrass

Total forage yields in the annual ryegrass trial seeded September 2006 ranged from 0.33 to 3.6 tons/acre among varieties, partially due to large differences in winter injury (note % stand density in April). A new trial was seeded September 2007, and one harvest was taken in early November. Winter survival and yield will be evaluated in that trial in 2008. Annual ryegrass is a cool-season annual bunch grass that is highly palatable and digestible. It has high seedling vigor and is well adapted to either conventional or no-till establishment methods.

Red Clover

Forage yields of red clover varieties were 5 tons/acre or higher in 2007, except for Red Gold (due to poor establishment) and common seed (due to stand loss from diseases). Newer varieties of red clover yield more and persist longer than common red clover.

Contributors: Clarence Renk, Joe Davlin, Eugene Balthaser, Lynn Ault, and Matt Davis



Summary of Alfalfa Variety Performance in Ohio

Standard Trials - Insecticide Applied (values are yield as a percentage of the trial average)

Variety	Marketer	North Baltimore	South Charleston	Wooster		total site-yrs	avg all site yrs
		2004-07	2005-07	2006-07	2007		
4A421	Mycogen Seeds		102	98		9	100
53Q30	Pioneer		103	96		5	100
54Q25	Pioneer	100				12	100
54V46	Pioneer	102	99	101	99	18	101
55V48	Pioneer				105	1	105
6400HT	Garst	98	103	100	101	20	101
6415	Garst				106	1	106
6420	Garst	97	103			27	101
A 5225	Producers Choice				97	1	97
Anchormate	Central Farm				100	1	100
Baralfa 53HR	Barenbrug USA		106			3	106
DKA 41-18 RR	Monsanto			100		2	100
DKA 42-15	Monsanto	104				12	101
FSG 408 DP	Allied Seed		101			3	101
Genoa	NK Brand Seed	107	104	101		11	103
HybriForce-420/wet	Dairyland	98				14	100
Integrity	PGI Alfalfa Inc.		98			3	98
L-411-HD	Legacy Seed	102				4	102
L-447-HD	Legacy Seed			103		2	103
LegenDairy 5.0	Croplan Genetics	103				4	103
Marvel	Allied Seed		98			3	98
Nova	Great Plains	97				4	97
Radiant-AM	Ampac Seed			101		2	101
Rebel	Burtch Seeds	98				4	98
Rebound 5.0	Croplan Genetics	106	106			7	106
Rugged	Burtch Seeds	97				4	97
SummerGold	Beck's Superior	103				6	101
VERNAL	Public	93	94	96	108	81	92
WL 335 HQ	Royster Clark	96	98			7	97
WL 335 RR	Royster Clark			100		2	100
WL 343 HQ	Royster Clark			98	92	3	96
WL 348 AP	Royster Clark		98			7	99
WL 357 HQ	Royster Clark	105				12	103
Trial Average Yield (annual tons/acre)		6.55	4.76	5.03	2.26	--	--
Number of site years		4	3	2	1	--	--

Seed Marketers of Varieties Included in 2007 Forage Performance Trials

AGSP	541-926-4611	Doebler PA Hybrid Inc.	570-753-5503	Pioneer Hi-Bred Int'l	See local retailer
Allied Seed	660-385-6690	Fraser Seeds Ltd.	604-929-7371	Power Seeds	705-944-5600
Ampac Seed	574-268-9549	Garst Seed Company	260-693-1100	Producers Seeds	608-786-1554
Ag Research USA	828-645-3872	Golden Harvest	800-944-7333	ProSeeds Marketing	541-928-9999
Barenbrug USA	541-926-5801	Great Plains Research	800-874-7945	Radix Research, Inc.	503-749-2888
Becks Superior	800-yes-beck	Legacy Seeds Inc.	866-866-3888	Royster Clark	See local retailer
Blue River Hybrids	800-370-7979	Lewis Seed Co.	541-466-3704	Saddle Butte Ag.	541-491-3501
Burtch Seed Co.	419-363-3713	Monsanto	See local retailer	Seed Rsch. of Oregon	541-757-2663
Byron Seeds	765-435-7243	Mountain View Seeds	503-588-7333	Seed Solutions	800-562-2459
Cebeco Int'l. Seeds Inc.	541-369-2251	Mycogen Seeds	800-mycogen	Smith Seed Service	614-890-2929
Columbia Seeds	541-757-1468	Northrup King	See local retailer	Snow Brand Seed	503-443-3717
Croplan Genetics	See local retailer	Oregon Seeds Inc.	541-258-1001	Steyer Seeds	419-992-4570
Dairyland Seeds	800-236-0163	Pennington Seed Inc.	541-451-5261	Turf-Seed, Inc.	503-651-2130
Derry Warehouse Co.	503-623-6969	PGI Alfalfa Inc.	866-744-5710	W-L Research	608-240-0630
DLF -International Seeds	800-445-2251	Pickseed West Inc.	503-926-8886	Wax Seed Company	800-647-1226

Regional Alfalfa Yield Trial for Potato Leafhopper Resistant Varieties
Conducted at S. Charleston, OH and Ames, IA, Seeded Spring 2006

Variety	Marketer	PLH Yield	
		Yield ¹	Index ²
<i>Resistant</i>		Tons/acre	%
53H92	Pioneer	1.20*	45
4P424	Mycogen Seeds	1.15*	38
6426PLH	Garst	1.14*	37
EVERGREEN3	NK Brand Seed	1.09*	30
54H91	Pioneer	1.06*	28
GH773LH	Goldern Harvest Seeds	1.04*	25
<i>Susceptible Checks</i> ³		0.83	
LSD (0.05)		0.10	

* Yield significantly greater than yield of susceptible check varieties.
¹ Average yield at 10 harvests across both locations in 2006 and 2007 when potato leafhoppers caused significant injury to alfalfa.
² The % yield improvement over yield of susceptible check varieties.
³ Average yield of two susceptible varieties (5454, DK140).

Alfalfa Variety Trial
Ohio, Wooster, Sown 4-23-2007
2007

Variety	2007			
	6-Jul	28-Aug	Total	% mean
Tons Dry Matter/Acre				
Vernal	1.04	1.39	2.43	107
6415	0.98	1.41	2.39	105
55V48	1.03	1.34	2.37	105
6400 HT	0.91	1.38	2.29	101
Anchormate	0.93	1.33	2.26	100
54V46	0.95	1.28	2.23	99
A 5225	0.90	1.30	2.20	97
WL 343 HQ	0.82	1.27	2.08	92
Mean	0.93	1.33	2.26	--
LSD (0.05)	ns	ns	ns	--

Insecticide applied 13-June & 3-Aug for potato leafhoppers.
Herbicide was applied on 18-June.
2007 Fertilizer: 277 lb/a of 0-18-36 and 500 lb/a of 0-0-60.

Alfalfa Variety Trial
Ohio, Wooster, Sown 4-12-2006
2007

Variety	2007					2006	2007
	30-May	3-Jul	7-Aug	13-Sep	Total		
Tons Dry Matter/Acre							
54V46	2.75	1.79	1.52	1.48	7.51	2.63	102
Genoa	2.75	1.92	1.57	1.27	7.51	2.63	102
L 447 HD	2.70	1.76	1.58	1.44	7.47	2.87	101
Radiant-AM	2.77	1.68	1.59	1.39	7.46	2.71	101
WL 335 RR	2.68	1.79	1.58	1.36	7.44	2.58	101
DKA 41-18RR	2.65	1.85	1.52	1.38	7.41	2.61	101
WL 343 HQ	2.65	1.76	1.52	1.43	7.38	2.47	100
6400 HT	2.75	1.74	1.56	1.29	7.32	2.72	99
4A421	2.72	1.71	1.50	1.22	7.13	2.75	97
Vernal	2.80	1.55	1.43	1.27	7.03	2.58	95
53Q30	2.75	1.66	1.42	1.20	7.00	2.64	95
Mean	2.76	1.75	1.53	1.33	7.36	2.69	--
LSD (0.05)	0.11	0.14	0.12	0.20	0.42	0.18	--

Insecticide was applied 13-June & 18-July for potato leafhoppers.
2007 Fertilizer: Spring applied 500lb/a of 0-0-60.

Alfalfa Variety Trial
Ohio, South Charleston, Sown 4-14-05

Variety	2007				2006	2005	2006-07	2006-07
	2007							
Tons Dry Matter/Acre								
Baralfa 53HR	5.69	7.63	1.83	13.32				108
Rebound 5.0	5.82	7.39	1.90	13.21				107
Genoa	5.63	7.35	1.87	12.98				105
53Q30	5.47	7.30	1.86	12.78				103
4A21	5.70	6.98	1.88	12.67				102
FSG 408DP	5.41	7.24	1.84	12.65				102
CW 15030	5.46	7.17	2.07	12.63				102
6400HT	5.40	7.20	2.09	12.60				102
6420	5.59	6.97	2.14	12.56				101
54V46	5.51	7.00	1.63	12.50				101
Integrity	5.07	7.14	1.79	12.21				99
WL 335 HQ	5.59	6.61	1.79	12.20				98
WL 348 AP	5.35	6.85	1.75	12.19				98
Marvel	5.30	6.50	2.15	11.80				95
Vernal	4.72	6.90	1.86	11.62				94
Mean	5.37	7.02	1.89	12.39				--
LSD (0.05)	0.59	ns	ns	1.03				--

2007 Fertilizer: 70 lb/a of 0-46-0 and 500 lb/a of 0-0-60 applied March
Insecticide on 14-June, 11-July, 14-Aug for potato leafhopper control.

Perennial Ryegrass Variety Trial
Ohio, South Charleston, Sown 4-14-2005

Variety	Marketer	2007					Maturity*	
		2007	2006	2005	2005-07	2005-07	7/12/07	
Tons Dry Matter/Acre								
Perun ^a	Byron Seeds	2.83	8.67	1.84	13.24	139	6.8	
Aubisque	Seed Solutions	2.32	6.26	1.01	9.37	98	7.0	
Mathilde	DLF International	1.87	6.06	1.22	9.18	96	7.5	
Respect	Doebler PA Hybrid	1.94	5.47	0.87	8.28	87	7.8	
Portia	DLF International	1.75	4.87	1.00	7.59	80	7.0	
CSBF 124	Saddle Butte Ag	0.00	3.70	1.26	4.88	51	1.0	
Mean		2.00	6.30	1.23	9.53	--	5.4	
LSD (0.05)		0.72	0.85	0.36	1.41	--	0.74	

^aVarieties are festuloliums -- variety CSBF 124 did not survive the 2006-07 winter.
2007 Fertilizer: 34-0-0 at 200 lb/a on 29-March, 150 lb/a on 24-May & 12-July.
*Maturity: 1 =vegetative, 2 =early boot, 3 =initial emergence from boot, 4=complete emergence, 5 = elongated peduncle, 6 = preanthesis, 7 = anthesis, 8 = post anthesis.

Alfalfa Variety Trial
Ohio, Jackson, Sown 8-12-2004

Variety	2007*				2005-07	2005-07
	2007*					
Tons Dry Matter/Acre						
6400 HT	1.11	5.55	3.07	9.77		103
Vernal	1.14	5.46	3.12	9.65		102
HybriForce 420/wet	1.14	5.28	3.15	9.59		101
Reward II	1.08	5.15	3.08	9.31		99
SummerGold	1.05	5.22	2.92	9.20		97
Genoa	1.01	5.12	3.06	9.18		97
Mean	1.09	5.30	3.07	9.45		--
LSD (0.05)	ns	0.29	ns	ns		--

*Note: Only one harvest was taken in 2007 due to the drought.
2007 Fertilization: 50 lb/a of 0-46-0 & 100 lb/a of 0-0-60 in March

Alfalfa Variety Trial						
Ohio, North Baltimore, Sown 4-19-2004						
Variety	2007	2006	2005	2004	2005-07	2005-07
	----- Tons Dry Matter/Acre -----					% mean
Genoa	7.02	9.86	8.27	2.02	25.31	106
Rebound 5.0	6.72	10.09	8.18	2.02	25.05	105
DKA 42-15	6.63	9.84	8.26	1.90	24.72	104
WL 357 HQ	6.83	9.80	8.08	2.14	24.71	104
54V46	6.34	9.64	8.43	1.65	24.47	103
LegenDairy 5.0	6.64	9.87	7.99	1.85	24.43	103
SummerGold	6.35	9.88	8.17	2.04	24.41	103
L-411-HD	6.02	10.00	8.34	1.93	24.39	103
54Q25	5.88	9.87	8.06	1.95	23.68	100
HybriForce 420/wet	6.05	9.61	7.81	1.61	23.55	99
6400 HT	5.70	9.83	7.65	1.96	23.26	98
Nova	5.56	9.75	7.91	1.69	23.25	98
Rebel	5.69	9.72	7.89	1.95	23.21	98
Rugged	5.75	9.57	7.71	1.93	23.09	97
WL 335 HQ	5.87	9.59	7.67	1.62	23.08	97
6420	5.76	9.41	7.64	1.96	22.82	96
Vernal	5.46	9.22	7.50	1.59	22.24	93
Mean	6.10	9.72	7.97	1.86	23.79	--
LSD (0.05)	0.67	ns	ns	ns	1.49	--

2007 Fertilizer: 300 lb/a of 0-0-60 applied late fall 2006.

Insecticide applied on 21- May for weevils, and 20-June, 18-July, and 27-Aug for potato leafhoppers.

Tall Fescue Variety Trial							
Ohio, Jackson, Sown 8-12-2004							
Variety	Marketer	2007	2006	2005	2005-07	2005-07	
		----- Tons Dry Matter/Acre -----					% mean
Hykor ^a	DLF Intl' Seed	2.58	6.24	5.97	14.78	109	
Fuego	Seed Rsch Oregon	2.79	6.16	5.55	14.50	107	
Ky 31	Public	2.58	6.30	5.24	14.12	104	
HYMARK	Fraser Seeds	2.26	6.13	5.54	13.93	103	
Stockman	Seed Rsch Oregon	2.29	6.04	5.38	13.71	101	
IS-FTF-12*	DLF Intl' Seed	2.34	5.79	5.39	13.52	100	
Montendre	Seed Rsch Oregon	2.49	6.20	4.68	13.37	99	
Seine	Seed Rsch Oregon	2.35	6.02	4.97	13.34	98	
CSN 26*	Fraser Seeds	2.40	5.81	4.98	13.19	97	
Jessup Max Q	Pennington Seed	2.05	5.67	5.43	13.16	97	
Ridgeway	Columbia Seeds	2.50	5.39	4.85	12.74	94	
Potomac	Public	2.26	5.01	4.91	12.18	90	
Mean		2.41	5.90	5.24	13.55	--	
LSD (0.05)		0.38	ns	ns	ns	--	

* Variety tested using experimental seed that may not give performance identical to that of commercially available seed.

^a Variety is a festulolium

Note: Stand was 95 % for all varieties on 31-Oct-2007.

Note: Due to the extreme drought in 2007 there were only two harvests.

2007 Fertilizer: 34-0-0 applied 16-March at 200 lb/a & 13-June at 150 lb/a.

Annual Ryegrass Variety Trial		
Ohio, South Charleston, Sown 9-6-2007		
Variety	Marketer	1-Nov-07
		Tons DM/Acre
Gulf	Public	0.31
Striker	Seed Research Oregon	0.27
Flying A	Oregon Seeds Inc.	0.27
MO-1*	DLF International	0.26
Max	Seed Research Oregon	0.25
Dino	Saddle Butte Ag Inc.	0.25
Graze N Gro	Seed Research Oregon	0.24
Tachimasari	Snow Brand Seed	0.23
Ace	Snow Brand Seed	0.22
Jackson	Wax	0.22
Billiken	Snow Brand Seed	0.22
Tam TBO	Oregon Seeds Inc.	0.22
Tachimusha	Snow Brand Seed	0.21
Bounty	Saddle Butte Ag Inc.	0.21
Dryann	Snow Brand Seed	0.21
AM4N	The Seed Center	0.21
Hanamiwase	Snow Brand Seed	0.20
Bulldog	Derry Warehouse Co.	0.19
Hercules	Barenbrug	0.18
Yushun	Snow Brand Seed	0.17
Marshal	Wax	0.17
Barextra	Barenbrug	0.17
RAD-CP5212*	Mountain View Seeds	0.15
50561 TA*	AGSP	0.11
OCALE	AGSP	0.10
FL/NE	Oregon Seeds Inc.	0.01
Mean		0.20
LSD (0.05)		0.09

** Variety tested using experimental seed, may not give performance identical to commercially available seed.

2007 Fertilizer: Applied 150 lb/a of 34-0-0 on 3-October.



Ohio Forage Network
<http://forages.osu.edu>

Inclusion of entries in Ohio Alfalfa Performance Trials does not constitute an endorsement of a particular entry by The Ohio State University, Ohio Agricultural Research and Development Center, or Ohio State University Extension. Where trade names appear, no discrimination is intended, and no endorsement is implied by The Ohio State University, Ohio Agricultural Research and Development Center, or Ohio State University Extension.

11/2006

All educational programs conducted by Ohio State University Extension are available to clientele on a non-discriminatory basis without regard to race, color, creed, religion, sexual orientation, national origin, gender, age, disability or Vietnam-era veteran status.

Issued in furtherance of Cooperative Extension work, Acts of May 8 and June 30, 1914, in cooperation with the U.S. Department of Agriculture, Keith L. Smith, Director, Ohio State University Extension.

Annual Ryegrass Variety Trial
Ohio, South Charleston, Sown 9-11-2006

Variety	Marketer	2006	2007			Total 2006-07	% Stand 4/12/07	Maturity 5/24/07
		9-Nov	9-May	24-May	18-Jun			
----- Tons Dry Matter/Acre -----								
ME-4*	Wax Seed Co.	0.23	1.61	0.25	1.49	3.59	71	1.3
Marshall	Wax Seed Co.	0.33	1.47	0.32	1.41	3.52	71	1.8
Wmn-97*	Wax Seed Co.	0.47	1.37	0.31	1.32	3.46	59	1.5
ME-94*	Wax Seed Co.	0.39	1.21	0.24	1.41	3.24	53	1.8
Florlina	Saddle Butte Ag.	0.40	0.63	0.26	0.99	2.28	9	2.3*
Max	Seed Rsch Oregon	0.40	0.32	0.26	0.85	1.82	8	1.2
Graze N Grow	Seed Rsch Oregon	0.59	0.20	0.11	0.44	1.33	4	3.2*
Gulf	Public	0.70	0	0	0	0.73	0	--
Bounty	Saddle Butte Ag.	0.53	0	0	0	0.56	0	--
Jackson	Wax Seed Co.	0.33	0.02	0.04	0.09	0.47	5	3.3*
T-Rex	Saddle Butte Ag.	0.42	0	0	0	0.42	0	--
Verdure	Smith Seed Srvs.	0.33	0	0	0	0.33	0	--
Striker	Seed Rsch Oregon	0.33	0	0	0	0.33	0	--
LSD (0.05)		0.21	0.28	0.10	0.35	0.67	17	--

* Value did not differ from the highest value in the column. Many varieties did not survive the 2006 winter.

** Variety tested using experimental seed that may not give performance identical to that of commercially available seed.

Fertilization: 34-0-0 applied at 150 lb/a 2-Oct-2006, 200 lb/a 29-Mar-2007 and 150 lb/a 24-May-2007.

*Maturity: 1 =vegetative, 2 =early boot, 3 =initial emergence from boot, 4=complete emergence from boot.

Orchardgrass Variety Trial
Ohio, South Charleston, Sown 4-13-2006

Variety	Marketer	Total			2006-07 % mean	Maturity 26-May
		2007	2006	2006-07		
----- Tons Dry Matter/Acre -----						
OG 0204G*	Seed Rsch Oregon	6.48	3.72	10.19	122	4.05
Command	Seed Rsch Oregon	5.26	4.11	9.37	112	2.90
Endurance	DLF Intl.	4.81	4.42	9.23	110	4.93
OG 001*	Seed Rsch Oregon	5.29	3.92	9.21	110	4.24
Persist	Smith Seed Srvs.	5.13	3.49	8.62	103	3.53
Shiloh II	Pro Seed Mkt.	3.88	4.69	8.57	103	2.47
RAD-LCF-21*	Lewis Seed Co.	4.24	4.17	8.42	101	2.67
Potomac	Public	5.21	3.19	8.40	100	3.98
AGRDG 101*	Ag Rsch. USA	0.00	3.24	3.24	39	3.98
Mean		4.48	3.88	8.36	--	3.64
LSD (0.05)		0.81	0.71	0.87	--	ns

** Variety tested using experimental seed, may not give performance identical to commercially available seed.

** **NOTE** Variety AGRDG 101 did not survive the 2006 winter.

2007 Fertilizer: 34-0-0 applied at 200 lb/a 29-March, and 150 lb/a on 24-May and 12-July.


*Maturity: 1 =vegetative, 2 =early boot, 3 =initial emergence from boot, 4=complete emergence, 5 = elongated peduncle.

Red Clover Variety Trial
Ohio, South Charleston, Sown 4-13-2006

Variety	Marketer	2007	2006	2006-07	2006-07
		----- Tons Dry Matter/Acre -----			% mean
StarFire II*	Cal/West Seeds	5.55	1.58	7.16	125
Dominion	Seed Rsch of Oregon	5.52	1.53	6.94	121
FSG 9601	Allied Seed	5.31	1.66	6.86	120
Duration Extra*	Cal/West Seeds	5.18	1.63	6.81	119
NARN	DLF Int'l Seeds	5.10	1.39	6.63	116
Cardinal	Seed Rsch of Oregon	5.10	1.57	6.62	115
PGI 33*	Cal/West Seeds	4.99	1.55	6.61	115
Common	Public	1.73	1.08	2.78	48
Red Gold	Pro Seeds Marketing	0.93	0.24	1.23	21
Mean		4.38	1.36	5.74	--
LSD (0.05)		0.31	0.32	0.57	--

* Variety tested using experimental seed, may not give performance identical to commercially available seed.

2007 Fertilizer: Applied 500 lb/a of 0-0-60, 2 ton of lime in fall 2006.



2007 HARVEST RESULTS

DEAL FARMS CHANDLERSVILLE OHIO

SEED COMPANY	HYBRID	TRAIT	YIELD	AVG. YIELD	
CAMPBELL SEED	7703R2	YGPL/RR2	256.65		
CAMPBELL SEED	7110R2	RR2	242.29		
CAMPBELL SEED	70-11R2	YGCB/RR2	226.51		
CAMPBELL SEED	70-13R2	YGPL/RR2	228.91		
CAMPBELL SEED	671-70R2	RR2	223.58		
CAMPBELL SEED	X671-76VT	VT/RR2	234.65		CAMPBELL Advantage!
CAMPBELL SEED	55-23R2	YGPL/RR2	204.71		
CAMPBELL SEED	69-36VT3	VT3	240.71	232.2	
GARST	8425	RR2/YGRW	213.47	219.8	
GARST	8351	YGCB/GT	225.74		/ Bushel
GARST	8463	YGCB/RR2	215.89		
GARST	8343	YGPL/RR2	218.89		
GARST	8489	GT	221.82		
SEED CONSULTANTS	10BR82		206.16	211.1	21.10
SEED CONSULTANTS	11MT16		213.50		/ Bushel
SEED CONSULTANTS	11RR16		213.53		
PIONEER		RR2	211.92	211.92	20.28
					/ Bushel
PREVIOUS CROP: CORN PLANTED: 5 8 07 HARVESTED: 11 1 07					

OSU TRIALS SW OHIO 3 LOCATION SUMMARY

SEED COMPANY	AVG. YIELD	
CAMPBELL SEED (4 HYBRIDS)	225.2 Bu/Ac	CAMPBELL Advantage!
BECKS (3 HYBRIDS)	214.0 Bu/Ac	\$110.00 / Unit
PIONEER (6 HYBRIDS)	214.9 Bu/Ac	\$101.00 / Unit
SEED CONSULTANTS (7 HYBRIDS)	210.5 Bu/Ac	\$144.00 / Unit
At \$3.50/bu and 2.8 Acres/Unit		

1-800-788-5950
PLACE YOUR ORDER TODAY!
www.campbellseed.com

**CAMPBELL SEED
OHIO STRONG!**



**Subscribe to Ohio's Country Journal!
Complete the form below OR call for
more information, 614-273-0465.**

- New Order **Please check one:** **I am a:**
- Renewal Order 1 yr. for \$14 Farmer
- (please attach mailing label) 2 yrs. for \$24 Farm Supplier
- 3 yrs. for \$34 Ag Products Mfg.
- County: _____ Farm Equipment Dealer
- Retired
- Other _____

(Please Print)

Name

Address

City

State

Zip

Telephone#

E-mail

Commodities: Please fill in number of head

- Beef _____ Poultry _____
- Dairy _____ Goats _____
- Hogs _____ Llamas _____
- Sheep _____ Equine _____

Payment method:

Check Number: _____

- Payment enclosed

(Make checks payable to Ohio's Country Journal)

- Visa MasterCard Exp. Date _____

Card# _____

Signature _____

Number of Acres <100 101-250 251-500 501-1000 1000+

- Farm Size
- Corn
- Soybeans
- Wheat
- Hay
- Oats
- Tobacco
- Vegetables
- Fruit

**Complete form and return with payment to: Ohio's Country Journal,
1625 Bethel Rd., Columbus, Ohio 43220
All information must be completed to receive
your subscription!**

High performance starts in the field



Growers looking for top grain yields and maximum ethanol yields per acre are turning to Pioneer® brand High Total Fermentable (HTF) ethanol hybrids. More than 180 ethanol hybrids are part of the Pioneer IndustrySelect® program that helps growers meet the needs of ethanol processors and livestock feeders. Many ethanol hybrids contain Herculex® insect protection traits to reduce insect damage to grain and help prevent molds and mycotoxins. This helps ensure a consistent supply of high-yielding, high-quality grain and a stronger market for distillers grain.



For more information on Pioneer HTF ethanol hybrids see your Pioneer sales professional or go to www.pioneer.com/ethanol.

Pump more ethanol from your acres with Pioneer and ... **TECHNOLOGY THAT FUELS.™**



Herculex® insect protection technology by Dow AgroSciences and Pioneer Hi-Bred.
 ©Herculex and the HX logo are registered trademarks of Dow AgroSciences LLC.



All hybrids with Herculex traits also contain the LibertyLink® gene.
 LIBERTY, LibertyLink and the Water Droplet logo are trademarks of Bayer.



See product label for provisions of this mark.
 MARKET CHOICES is a certification mark used under license from ASTA.

© YieldGard is a registered trademark under license from Monsanto Company.

©, TM, SM Trademarks and service marks of Pioneer Hi-Bred.
 All purchases are subject to the terms of labeling and purchase documents. © 2007 PHII INDSL007056P211AVAR1-18



PIONEER
 A DUPONT COMPANY

Act NOW
for Maximum Rewards
 See your sales rep for details.



TAKE ADVANTAGE OF ELITE GENETICS WITH GOLDEN HARVEST®

H-8318CB/LL 106 RM



Key Characteristics

- High-yielding, widely adapted hybrid
- Solid root and stalk strength provide good late season standability
- Very good seedling vigor allows for early planting

Management Strategies

- A standard planting rate is recommended to obtain maximum yields
- Good drought tolerance allows placement on coarser soils

H-8952CB/LL 111 RM



Key Characteristics

- Strong emergence allows for early planting
- Good Gray Leaf Spot tolerance allows it to be placed in disease prone fields
- Good root strength allows for easier harvest

Management Strategies

- Big plant size with high ear placement allows for use over various terrains
- Well adapted to various soil types and environments
- A standard planting rate is recommended to obtain maximum yields

H-9180 113 RM

Key Characteristics

- Excellent early vigor and good emergence allow for early planting
- Very good root strength ensures season long standability
- Good stalk strength and staygreen contribute to late season intactness

Management Strategies

- Holds up very well against Gray Leaf Spot and other major leaf diseases
- Solid choice as a refuge hybrid
- Good heat and drought tolerance

Contact your Golden Harvest Sales Representative today!

Mark Barnes • New Paris, OH • 937-728-0278
 Clint Jenkins • Wilmington, OH • 419-564-4135
 Nathan McGee • Catlin, IL • 217-494-7506
 Don Eckhoff • Indianapolis, IN • 317-459-4627
 Leron Giesting • Batesville, IN • 812-756-5737



www.goldenharvestseeds.com • 800-9GH-SEED

Grain harvested from Agrisure GT/CB/LL stacked trait or any hybrid containing Agrisure RW is not fully approved for grain export to Japan or the European Union at time of printing. The grain must be directed to domestic uses and away from export channels. For more information on the approval status and your grain market options, contact your seed supplier.

Golden Harvest® is a registered trademark of Golden Harvest Seeds, Inc. Agrisure™ is a trademark of a Syngenta Group Company. LibertyLink® is a registered trademark of Bayer. YieldGard® is a registered trademark of Monsanto Technology, LLC.